

# ON THE FLY

[WWW.CFFU.ORG](http://WWW.CFFU.ORG)

CALIFORNIA FLY FISHERS UNLIMITED  
SACRAMENTO'S OLDEST FLY FISHING  
CLUB SINCE 1962

March 2016



## CASTING NEWS FROM LAURIE BANKS

Yesterday, while I was drinking coffee and pondering what to write about for this month's newsletter, I looked up and noticed the plaque that hangs in my office and reads, "Memories are Made While Fishing". Some of my favorite memories revolve around the sport of fly fishing. I remember catching my first fish (two inches), first fish over 20 inches, first golden trout, first fish caught from a boat, first fish that took my dry fly and the first time I lost count of how many fish I caught. But when I think about fishing trips it's not always "the catch" that stands out in my mind. My favorite memories include traveling in search of trout, seeing so many beautiful lakes and rivers, feeling the sun while float tubing, and picnicking on river banks. I remember so many singular experiences I've had fishing: talking to a pair of skwalas that rode on my shoulders all day, running for the car at the first sound of thunder and sight of lightning in the Sierras, hiking to a mountain lake, shivering in a hail storm in Montana, watching a three-foot salmon rise from the depths within five feet of me while I sat on the bank of the Yuba, and swapping stories around the campfire with CFFU members. I will always treasure these memories I've made while engaging in this fantastic sport. I hope you all create some special memories while fishing this year, and please share them via email, our newsletter, Facebook, or at the general meeting. The recollections are yours alone, but you inspire, motivate and entertain us while sharing these memories you made while fly fishing.

Laurie Banks

## MARCH 1st SPEAKER

Our March speaker is Andrew Harris and he will be presenting a program on The Fall River. The Fall River is one of the country's best spring creeks with consistent hatches, big fish and cold clear water. Andrew's presentation covers public access, hatches and techniques for this amazing trout fishery.

Andrew guides all over Northern California and also operates Eagle Canyon out of Red Bluff. He is an FFF Certified Casting Instructor along with being a frequent contributing writer to many fly fishing publications. The Fall River is his main guide destination during the summer months. You really don't want to miss this program. We're very fortunate to have Andrew as a speaker!

Ken Giesser, Programs Director



## FEBRUARY 2ND SPEAKER

On February 3rd we were treated to an outstanding program from Doug Ouellette that featured a comprehensive look at fly fishing lakes and reservoirs. This was one of the most informative programs on the subject that I have ever seen and there was at least one thirty year member of our club that echoed that sentiment!

Doug went over a variety of destination lakes, including Knott Creek Reservoir, South Fork Reservoir, Pyramid Lake in Nevada, Diamond Lake and Crane Prairie Reservoir in Oregon, Bleeker Lake in Kamloops B.C., Lake Benmore on the South Island of New Zealand, and 5 Dot Reservoir in North Eastern California.

He spoke quite extensively about techniques and how to approach each situation to maximize chances for success. He talked about line control, indicator set ups, positioning of your watercraft, how to handle the wind and use it to your advantage, walking and stalking, how to play, land and release your fish safely, light conditions and observation as being the most important keys to success! He then branched off and spoke about the natural food sources in lakes and of the corresponding artificial flies to match. These included Leeches, Minnows, Chironomids, Callibaetis, Hexagenia, Caddis, Damsels, Dragonflies, Beetles, Backswimmers, Termites, Meat Bees and Carpenter Ants. He closed by talking about Moon phases and barometric pressure and how that can also have an effect. This was a terrific program loaded with great information. Thanks Doug

Ken Giesser, Programs Director



## FLY TYING DEMO

February's demo tier will be Ty Espinoza. He will start tying at 6:15 pm so come early to watch them tie some of their magic at the vise.

# PLEASE SUPPORT OUR LOYAL SPONSORS

## 2016 VIP SPONSORS

**ANGLERS BOOK SUPPLY**

1380 West 2nd Avenue  
Eugene, OR 97402  
541-342-8355

[www.anglersbooksupply.com](http://www.anglersbooksupply.com)

**BENJAMIN R. TAYLOR**

P.O. Box 460  
Kenwood, CA 95452

**CARVALHO FAMILY WINES**

35265 Willow Ave.  
Clarksburg, CA. 95612  
916-744-1625

[www.carvalhowines.com](http://www.carvalhowines.com)

**FLY FISHING SPECIALTIES**

6360 Tupelo Drive  
Citrus Heights, CA. 95610  
916-722-1055

[www.flyfishingspecialties.com](http://www.flyfishingspecialties.com)

**INTERMOUNTAIN LODGING**

P.O. Box 273  
Mt. Shasta, CA  
530-926-9851

[www.intermountainhotels.com](http://www.intermountainhotels.com)

**KIENE'S FLY SHOP**

2654 Marconi Ave.  
Sacramento, CA.  
916-486-9958 / 800-4000-FLY

[www.kiene.com](http://www.kiene.com)

**WESTERN FISHERMAN'S PRESS**

P.O. Box 357  
Moose, WY 83012  
971-235-8390

[www.westernfishermanspress@comcast.net](mailto:www.westernfishermanspress@comcast.net)

**A special thanks to****Beth Bittner Roberts Family****For a generous donation.**

## TECH THURSDAY

California Fly Fishers Unlimited offers a series of programs each month on the "technical" aspects of fly fishing. The program covers fly fishing topics, ranging from beginning fly casting and introductory fly tying, to more advanced topics such as rod building, tying Atlantic Salmon patterns, and spey casting. Let Carl know if there are any subjects you would like to see... or to teach! Tech Thursday's are held on the third Thursday of the month at the Northminster Church, 3235 Pope Avenue, Sacramento, CA

## FREE FLY DRAWING

Bring a Fly to the monthly meeting and have a chance to win. Drop the fly in the cup at Rich Wilson's desk and receive a ticket. At the end of the evening, a ticket is drawn and the winner gets all of the fly's in the cup.

## NAME BADGE DRAWING by Rich Wilson

Each month we will be drawing for a \$30.00 gift certificate to be redeemed at one of the 3 fly shops in our area. Each month the \$30.00 gift certificate will be from a different fly shop in rotation. To qualify for the name badge drawing a member MUST be wearing his or her CFFU engraved name badge. Each member will receive one ticket for wearing his or her engraved badge. At the end of the meeting one ticket will be drawn for the gift certificate. You must be present at the time of the drawing. New members will still be eligible to receive the 10% off any item at the LOGO table.

## MARK YOUR CALENDARS

February 29	CFFU Board meeting at 6:30 pm
March 1	CFFU General meeting at 7 pm
March 1	Deadline to renew CFFU membership
March 17	Tech Thursday at 6:30 pm
March 25	Deadline for article submission to newsletter
April 4	CFFU Board meeting at 6:30 pm
April 5	CFFU General meeting at 7:00 pm
April 21	Tech Thursday at 6:30 pm.
April 25	Deadline for article submission to newsletter
May 2	CFFU Board meeting at 6:30 pm
May 3	CFFU General meeting at 7:00 pm
May 11	New member orientation at 6:30 pm
May 25	Deadline for article submission to newsletter

## FLY FISHING 101

FLY FISHING 101, a class for the new the fly fisher is being offered on 2 consecutive Tuesdays, March 8th and 16th from 6:30 pm until 8:30 pm. The class is being held in the large classroom at the Northminster Church, 3235 Pope Avenue in Sacramento. Topics will include; selecting the proper fly rod and reel, basic knots, rigging the fly rod, selecting flies and equipment and accessories. Students are asked to bring their fly rod & reel, leader material and tippet material to the first class. If you have any questions, please contact the course coordinator, Tim Landrus @ t.landrus@sbcglobal.net.

## WHO'S WHO IN CFFU

### OFFICERS NAME PHONE NUMBER/E-MAIL ADDRESS

President	Laurie Banks 2015-2016	916-972-8537/ laurie@creekman.com
President Elect	Dave Lentz 2015-2016	
Past President	Bob Effa, 2015-2016	916-443-4968/ reffa@sbcglobal.net
1 <sup>st</sup> Vice President	Beth Ison 2016	916-443-4968/bethscats@sbcglobal.net
2 <sup>nd</sup> Vice President	Craig McCulloch 2015-2016	916-456-2482/cmcculloch@jps.net
Secretary	Phil Shipley 2015-2016	916-383-3453/pshipley@sbcglobal.net
Treasurer	Jim Berdan, 2009 thru 2016	916-448-3125/ jberdan@aol.com

### DIRECTORS NAME PHONE NUMBER/ EMAIL ADDRESS

Conservation Policy Dir.	Keith Pfeifer 2015	530-753-7920/kimmkon@pacbell.net
Conservation Programs Dir.	Bill Felts 2014-2015	916-768-0658/ befelts@yahoo.com
Membership Director	Richard Wilson, 2006 thru 2015	916-364-7545/ wilsonre7@yahoo.com
Outings Director	Rich Kendall 2015	916-277-4388/rkendall7116@gmail.com
Programs Director	Ken Giesser 2014-2015	916-685-3125/ thegiessers@yahoo.com
Public Relations Director	Jim Walker 2015	916-536-9049/jimsus7040@sbcglobal.net
Tech Services Director	Carl Lang, 2007 thru 2015	916-967-2126/ langearl@att.net

### COMMITTEES NAME PHONE NUMBER/ EMAIL ADDRESS

Annual BBQ	vacant	
Annual Dinner	vacant	
Audio Visual Tech	Arthur Herron, 2010 thru 2016	916-364-7545/ artygolf2000@yahoo.com
Bittner Scholarship	Bill Felts, 2010 thru 2016	916-768-0658/ befelts@yahoo.com

### COMMITTEES NAME PHONE NUMBER/ EMAIL ADDRESS

Coachman Award	Sam Yee, 2007 thru 2016	916-505-7722/ sam4homes@aol.com
Fly Tiers Exchange	Don Wallace, 2012 thru 2016	916-422-8674/ flyfisherman241@hotmail.com
Fly Tying Demo	John Daniels, 2011 thru 2016	530-750-3511/ jedaniels@ucdavis.edu
Fish Derby	Tim Au-Young, 1999 thru 2016	916-688-3529/ auyoungt@comcast.net
Fish in the Classroom	Brandie Herron, 2010 thru 2016	916-364-7545/ brandie_w2002@yahoo.com
Howe Park Fish Derby	vacant	
Library	Jim Kelley, 2008 thru 2016	916-725-4101/ jkelley@surewest.net
List Serve Meister	Gregory Shaffer, 1999 thru 2016	530-271-5556/ shafe@gshaffer.com
Logo Sales	Glenn Yee, 2008 thru 2016	916-421-6922/ gyeec25@att.net
Mentoring	Andy Penn, 2014-2016	916-687-6799/ andypenn@frontiernet.net
NCCIFFF Rep.	Jim Berdan, 2013-2016	916-448-3125/ jberdan@aol.com
New Members	Laurie Bank 2015-2016	916-709-1309/laurie@creekchick.com
Newsletter Editor	Chris Weiland 2010 thru 2016	916-691-2873/ cjweiland@comcast.net
Refreshments	Beverly Lorens 2015-2016	916-283-6773/blorens@surewest.net
SARA Rep.	John Barris, 2012 thru 2016	916-524-5634/ peercourt1@sbcglobal.net
Sergeant At Arms	Larry Coulter, 2007 thru 2016	916-689-1885/ lcoulter@frontiernet.net
Sportsmen's Expo	Richard Wilson, 2006 thru 2016	916-364-7545/ wilsonre7@yahoo.com
Web Master	Phoebe Larne	
Youth Programs	Gary Howard, 2000 thru 2016	916-383-1221/ 104herefishy@comcast.net

# KNOW YOUR CALIFORNIA TROUT

## EAGLE LAKE THE RAINBOW TROUT

*Oncorhynchus mykiss aquilarum*

### Introduction

The Eagle Lake rainbow trout evolved from an ancestral species in the headwaters of the Pit River drainage. It is an atypical redband trout, and genetic mixing with the coastal rainbow trout in the Northern Sacramento River basin may have influenced its evolution. Eagle Lake is located in Lassen County and is the second largest natural lake in California. This region is an isolated part of the Lahontan basin that, in turn, is part of Great Basin. All native fishes of Eagle Lake, except for the rainbow trout, are Lahontan basin species. It is probable that in the late Pleistocene epoch (10,000 to 20,000 years ago), the original trout of Eagle Lake was a Lahontan cutthroat trout. The warmer and drier climate that existed from about 4,000 to 10,000 years ago likely resulted in lower flows and higher temperatures in Pine Creek, the only tributary to Eagle Lake. These extreme changes made natural reproduction impossible, and the Eagle Lake cutthroat became extinct. A subsequent period of cooler, wetter climate allowed for a headwater connection to a segment of the Pit River drainage and the eventual "invasion" by the redband rainbow trout. Eagle Lake is now a closed (i.e. endorheic) basin with a high alkalinity (pH of 8.4 to 9.66) that is lethal to most other trout.

### Description

In 1917, J.O. Snyder gave the Eagle Lake rainbow the unique subspecies designation of, *aquilarum*, the Latin term for eagle. The Eagle Lake rainbow trout has anatomical characteristics more reflective of the coastal rainbow and the Great Basin redband trout than the Lahontan cutthroat trout.

The Eagle Lake rainbow has a rounded snout. The fins and upper part of the body have large elongated spots. The numbers of spots decrease in size and number below the lateral line. The caudal (tail) fin has numerous irregular spots and a flat edge. There is also a white tip on the dorsal, pelvic and anal fins. At spawning, J. O. Snyder described the male... "Body above and down the sides to the lateral line is a rich dark olive, with brassy scales. The sides below the lateral line and the ventral surface are deep, coppery-red with bright metallic reflections. The sides of the head are a very rich cherry-red. A trace of red is seen below the mandible. The pectoral fins are broadly edged with olive". Females were described... "Light olive on the dorsal surface where each scale is silvery with greenish reflections. The sides are lighter and the scales greener than in the dorsal region. The ventral surface is silvery and tinted with pink. A very distinct pale reddish stripe extends along the sides, below the lateral line. The cheeks and opercula are red. Ventral and anal fins are suffused with red".

### Biology

The Eagle Lake rainbow trout has a physiological adaptation to survive in the highly alkaline waters of Eagle Lake. The precise mechanisms for this adaptation are not known but involve the ability to withstand high levels of carbonate, bicarbonate and sulfate ions. The life span for these fish has been estimated at up to 11 years. Small fish feed on aquatic and terrestrial invertebrates. As the fish grow they become more piscivorous, primarily because of the availability of the tui chub as a food source. Adult fish can grow to 24-30" and weigh 5 to 10 pounds. Eagle Lake also supports three other Lahontan basin fish species: the Tahoe sucker, the speckled dace and the Lahontan resides.

### Natural Distribution and Artificial Propagation

The Eagle Lake rainbow trout is the only rainbow trout native to the eastern Sierra-Nevada Mountains and is endemic solely to Eagle Lake, and its tributaries, Pine, Papoose and Merrill Creeks. Under previous natural conditions, the Eagle Lake rainbow would spawn in Pine Creek during high spring flows. Unfortunately, in the 1940's irrigation diversions, logging and cattle grazing resulted in flows that were insufficient to support the natural reproduction of this species. In the 1950's the Eagle Lake rainbow was on the brink of extinction. The California Department of Fish and Game established a hatchery program that has been successful in maintaining this species for sport fishing. The primary spawning facility is the Crystal Lake Hatchery near Burney, while a broad stock of Eagle Lake trout is also maintained at the Mt. Shasta Hatchery. Millions of eggs are sent to other California hatcheries for rearing and for stocking many Sierra lakes and streams. In addition, eggs are also transported to New Zealand, Wyoming and Montana. Thousands of fry are returned to Eagle Lake each year to maintain the population for angling.

Currently, the Department of Fish and Wildlife, through its State Wildlife Action Plan, is developing strategies to improve conditions in Pine Creek to support future spawning and rearing, as well as the migration of both adult and young fish to and from Eagle Lake and Pine Creek. The primary focus is on improving habitat by: 1) repairing the degraded stream channel 2) reducing erosion 3) improving stream flow 4) removing migration barriers and 5) removing non-native brook trout in the upper headwaters of Pine Creek. The long-term goal is to make Eagle Lake a self-sustaining, viable ecosystem, which can once again support the iconic Eagle Lake rainbow trout.

Note: The Eagle Lake rainbow trout is one of the native California trout species included in the Heritage Trout Challenge. If you do the Challenge and have never fished Eagle Lake, I would recommend that you go with an experienced angler or hire a guide.

Keith Pfeifer

CFFU Conservation Director

## INTERNATIONAL SPORTSMEN'S EXPO 2016

CFFU was at the annual International Sportsmen's Exposition (ISE) event at Cal Expo in Sacramento, January 21-24, 2016. The ISE is one of CFFU's annual new members recruiting event, and we also raise funds for club activities and Kids programs by direct solicitation and a fly rod raffle. I asked club members to volunteer and help participate in manning our membership booth and making this year's recruiting drive a success. I would like to thank everyone who helped with the ISE CFFU Membership Booth this year. Helping set up the booth two days before the show was: Howard Ross and Greg Howard. On the first day of the show, I drove to the Nimbus Fish Hatchery to pick up 6 fish for our fish tank display. I would like to extend a special thanks to Buff Hendrickson for donating the Fly Rod for our booth raffle. The members who helped man the membership booth during the ISE show were: Bob Bettati, Konny Friedman, Bruce Bartholomew, Dick Angus, Rob Scafe, Gary Howard, Dennis May, Beth Ison, Laurie Banks, Craig McCulloch, Phil Shipley, Russ Heckly, Larry Coulter, Bill Siska, John Moseley, Paul Courter, John & Earlene Coldiron, Tim Landrus, Meloney Welborn, Ron Adams, Paul Wisheropp, Andy Penn, Joe Puglisi, Michael Wall, Paul Elkins, Betty Pfeifer, Louis Hein, Bob Cooper and I Rich Wilson. Louis Hein, and Bob Cooper helped me take down the booth after the show. During the ISE show we recruited 5 new memberships with a number of people who said they were interested and would attend our regular meeting to check us out. Thank you everyone for all your help and dedication during this year's Sportsmen's Exposition!

Rich Wilson

Membership Director

CFFU ISE Chairman



## CFFU ANNUAL BBQ MAY 10

**WHAT:** CFFU'S ANNUAL BBQ & SOCIAL - for ALL Members and their guests (LIMIT 50 PEOPLE!)

**WHERE:** Home of Howard & Donna Ross,  
3320 Edgar Lane, Carmichael, CA  
Phone (916) 944-4089

Come through to the backyard when you arrive.

**WHEN:** Tuesday, May 10, 2016, 5:30 p.m.

**DINNER:** 6:30 p.m. Serving Time (approx.)

**COST:** \$21.00 per person for catered dinner, beverages.... and social evening!

**NOTE:** TICKETS WILL NOT BE SOLD AT THE DOOR! Tickets sales will be cut off when first 50 are sold.

**MENU:** Smoked Pork Ribs, BBQ Chicken, Slow Roasted Tri-Tip, Bacon-Braised Green Beans, Potato Salad, Garden Green Salad, and Rolls & Butter. Condiments and Table-Wear included. Extra salads are not needed, but donations of desserts will be appreciated. . (Catered by Patrick Stiltner Catering: food prepared on-site)

**BEVERAGES INCLUDED:** Beverages supplied by CFFU include coffee, soft drinks and water. Gary Howard will provide his famous brew. All Beer & Wine Donations Are Appreciated.

**VOLUNTEERS:** The OTTERS have volunteered to help with set-up, tear-down, serving, bartending, etc. YOU can volunteer to help with clean-up!

**BRING:** A sweater or jacket for later in the evening and insect repellent (we'll be outside).

This is the 14th year Howard and Donna Ross have volunteered the use of their amazing back yard, with it's perfect view of the American River, and plenty of space for all of us. The plentiful large decks, sweeping jewel green lawn, and the expansive view of the American River always make this a picture perfect location for a very enjoyable evening with your spouses, guests and CFFU friends. The food is always great and plentiful, so be sure you attend!

**DIRECTIONS:** From I-80 toward Reno, take the AUBURN BLVD. EXIT 94B

Turn RIGHT onto AUBURN BLVD.;

Turn LEFT onto WINDING WAY;

Turn slight RIGHT onto PASADENA AVE.;

Stay STRAIGHT to go onto CYPRESS AVE.;

Turn RIGHT onto MANZANITA AVE.;

MANZANITA AVE. becomes FAIR OAKS BLVD.

Turn LEFT onto LANDIS AVE.;

Turn RIGHT onto EDGAR LN. to 3320

**NOTE:** Parking is very limited on Edgar Ln.

Plan to Park on Landis Ave. and side streets.

**SHUTTLE SERVICE:** Contact Beth Ison if you are able to provide shuttle service!

## FLY TIERS EXCHANGE by Don Wallace

Photo's by James Simon



**Christie Roberts** tied a **Wood Duck Calibaetis** on a TMC 200R size 14 hook using tan thread. The tail is wood duck barred natural. The abdomen is dun marabou herl and the body/legs are barred mallard flank (dyed lemon). The thorax is medium dun antron dubbing and the wingcase is olive medallion sheeting. Comments: Use ostrich herl on smaller hooks. It is easier to keep the body slim and more uniform in shape.



**Dell Clark** tied an **Olive Seal Buzzer** on a TMC 100 hook size 12 hook using black 8/0 thread. The tail is olive marabou. The body is J. Fair's Dark Olive Sub-Seal. The rib is copper wire and the hackle is dark olive.



**Dick Angus** tied a **Denny Rickard's Seal Buzzer** on a TMC 5263 size 10, 3X long Streamer hook using black 6/0 thread. Weight the fly with 10 wraps of .02 wire. The tail is burnt orange marabou with 2 strands on each side of pearl flashabou. The body is olive J. Fair's Seal Sub Dubbing and the rib is red wire BR size 4-5 wraps. The hackle is grizzly burnt orange saddle hack-



**Rob Scafe** tied an **Elk or Deer Hair Caddis** on a dry fly hook such as a Mustad 8000BR, TMC 100 or Daiichi 1100 in sizes 12-16, using 8/0 thread color to match the hatch (tan or dark brown usually). The body is brown or tan dubbing ribbed with a ginger hackle (barbules 1 1/2 times the hook gap) and small gold wire. The wing is elk or deer hair.



**Michael Roberts** tied a **Carey Special** on a TMC 5262 (or U103 size 6-12 hook using black UTC 70-140 thread. The tail is pheasant rump. The body is chenille hurl or dubbing with a rib of small mylar tinsel (optional). The hackle is pheasant rump. Weighting the fly is optional.

## FLY TIERS EXCHANGE UPDATE

Updated procedure for the fly tiers exchange.

The process will be the same: bring 12 flies, whatever pattern you like, and get 12 back from the other participants. All submissions along with their recipes will be featured in the monthly newsletter, thus allowing you to bask in the adulation of your fellow club members. This is an excellent way for new tiers to force themselves to practice, and a great means for seasoned tiers to practice new patterns.

What will change is this, instead of a monthly drawing, there will be a single drawing at the end of the year during the December meeting for a \$100 gift certificate to one of the area fly shops (which one is up for negotiation right now). Each time you participate in the exchange, you will get to add one ticket to the final drawing. So if you participated in all the months of 2016, you will have 12 chances to win the grand prize --and I am here to tell you that 100 smackeroos will buy a LOT of dubbing.

Drop me a line if there are any questions.

John E. Daniels

## FLY OF THE MONTH

### Crawdada fly

Tied and photographed by: Michael Roberts

This fly is tied hook up and tail at the eye, so it can be pulled in the direction a crawdad would naturally swim. For this reason, references of “forward” refer to the hook end and “rearward” will be towards the eye.

My version of this fly is only a slight variation from a three part you tube video by Allen Bullman. “Fly Tying crawfish crawdada pattern [parts 1,2,&3]”

#### MATERIALS:

Hook; size 2-6 Straight eye 4X long streamer (TMC 9395 or U302)

Weight; .015-.025 Lead (or non-lead) wire

Thread; Olive UTC 210 Denier (or equivalent, flat thread)

Antennae; Pheasant tail fibers

Eyes; Bead chain or lead dumbbell “black” (appropriate size to hook size)

Shell; Speckled Olive Thin Skin

Claws; Rust, Orange, or Red dyed Squirrel Tail

Chenille; Red for Eyes, Brown/Olive for body

Ribbing; Medium-Large Copper Wire

Legs; White or Grey Bugger Hackle Tail-end Flap; Brown Marabou


Step 1




Step 1: Start out by de-barbing your hook (optional), and then placing an upward bend (hook up) in the shank at the half to two thirds point between the point and the eye.

Step 2: Wrap 15-20 rotations of lead wire around the shank between the eye and the bend in the shank, being careful not to crowd the eye (leave a 2-3 wrap space for tying in the tail). Then attach your thread and bind the lead wire down to the hook leaving a bit of a thread ramp at each end of the lead.

Step 2



Step 3



Step 3: Tie on your antennae and eyes somewhere near where the point of the hook lines up with the top of the hook shank. Make sure the antennae is pointing forward toward the hook shank. I usually tie the antennae in with the hook pointing down and the eyes in with the hook pointing up. A drop of zap-a-gap or head cement can help secure the eyes in place at this point but is not really necessary.

Step 4: Next take a strip of thin skin a little less than or equal to the gape of the hook and cut a point on one end. Peel the backing off of the point (or all, it's going to happen anyway but I like having the backing to help hold while I'm tying in the point). Tie this on top of the eyes with the point rearward and the strip toward the eye using figure eights help keep you from pinching the antennae. Then tuck the strip out of the way for now. (I sometimes trace the curve of the hook and use the point to secure it till it's needed again).

Step 4



Continued on page 8.


## FLY OF THE MONTH *continued*

### Crawdada fly



Step 5: Tie in a two inch strip of red chenille onto the bottom side of the eyes using a figure-eight wrap around each eye then finish with one to two wraps behind the eyes, tie off and trim. Next tie in about an inch and a half of the olive and give three or four wraps to build a prop for the claws tie off and trim.

Step 6: For the claws, take your squirrel tail and pull up about a pencil thick amount or so, square to the tail and clip as close as you can to the tail. Comb out any underfur and roll in your fingers to spread remaining fibers even enough to split equally. This amount is going to make both claws so take half and set aside, then measure the other half for length and tie onto one side of the bottom of the hook just behind the prop of chenille and secure well. Post this claw like you would a parachute using two loose wraps with two or three securing wraps then about five posting wraps (5 ea. direction), cut off the tailing fibers and repeat for the other side insuring that the claws are the same length.



Step 7: Flip the fly bottom side up and right between the claws, tie in about a three-inch piece of the olive chenille, the same amount of copper wire (ribbing), and the hackle feather for the legs, (fluff stripped and tied in butt first). Move your thread to the rear end of the lead and prepare your marabou for the tail. Pull the marabou fibers all toward the tip, or bunch up a full clump from the side, and tie it in on top of the tail, between the lead and the eye. Secure the marabou and trim the waste leaving the tail about 3/4-1 inch long.

Step 8: Next wrap the chenille to meet the tail and tie it off, clipping the excess. Then tie in the hackle to form the legs. Use two wraps at the claws then palmer the remaining hackle to the end of the chenille, (or as close as you can get). Tie off and secure with a half hitch, then trim any excess.



Step 9: To finish this fly, split the hackle across the back and pull the thin skin backward between the eyes spreading a little red chenille around each eye and the legs evenly down each side. Stretch it back forming a smooth shell and wrap the copper wire to form the segments. Start with two wraps near the back of the claws then form equal segments around the stretched shell to just in front of the tail, after the chenille. Tie off the wire and shell really good, bend the thin skin forward and take another couple of wraps, then trim both the wire and thin skin shell ends. Whip finish and you are done.



## ***RENEW YOUR CFFU MEMBERSHIP***

Now is the time to renew your membership. You have a couple of options: go to the CFFU website and follow the link for membership renewal or renew at the CFFU General member meeting between now and March 1, 2016 or mail your renewal to CFFU at this address:

California Fly Fishers Unlimited

Attn: Membership

P.O. Box 162997

Sacramento, CA 95816

The types of memberships are:

Individual: 1 year for \$30, Family: 1 year for \$45, Junior (under 18 years of age): 1 year for \$15, Individual lifetime: \$300, Family lifetime: \$450.

## ***FEBRUARY 24 SOCIAL MEETING***

Wednesday, February 24th, 2016

6:30 - 8:30 p.m.

WHERE: East Ranch Clubhouse, 150 East Ranch Road, Sacramento

February's social is for fly fishers of all levels. It provides a chance for our new members to get to know each other, and meet some of our more experienced club members. Fly fishers of all levels are welcome!

For our more experienced fly fishers: Have you ever thought about mentoring a new fly fisher? Do you have some knowledge and experience that you are willing to share? If so, please come to the social. You don't have to be an advanced fisher to help. Bring your favorite accessory, piece of equipment, story, or words of wisdom.

For those new to fly fishing: Bring your questions! The amount and variety of items involved in fly fishing can be overwhelming! Let the experienced members answer your questions and show you some of their favorite fly fishing gear.

If you would like to bring food or drink (even adult beverages) to share it would be much appreciated! Remember to wear your name badge if you have one.

DIRECTIONS to East Ranch Clubhouse:

The East Ranch Clubhouse is part of a condominium complex. The address is 150 East Ranch Road. It is located near Highway 50, off the Howe exit. The nearest cross streets are American River Drive and Munroe. East Ranch Road doesn't have a street sign but a low stone monument in a flower bed. There are two entrances; the clubhouse is by the southern one. Power lines straddle this entrance providing a great landmark. As you turn on to East Ranch Road you will notice 8 parking spots on the right hand side. (If these are full you can park on either side of the street) Directly in front of the parking spaces you will see the wrought iron fence surrounding the pool. The clubhouse is attached to the swimming pool.

Don't hesitate to call (916) 709-1309 or e-mail me if you have any questions.

Laurie

## ***CFFU AMERICAN RIVER CLEAN-UP***

Hi All-

On Saturday February 13, we had another productive clean-up of Mile 16 south section of the American River Parkway. I want to thank all those who participated. They are: Craig McCullough, Christie and Michael Roberts, Dave Ford, Bill Conway, Phil Shipley, James Gunvordahl, Chris Weiland, Tad Gantenbein, Paul Elkins, Larry Coulter, Russ Heckley, Morris Weisbart, Beth Ison, Carol and David Tevlin, David Lentz, Ken Waterstreet, Sheila Cavanagh, Pam Felts, Laurie Banks, Andy Penn, and a special thanks to Gunnery Sergeant Carl Lang and those who cleaned along the banks of the River.

We will do this again in a few months.

Bill Felts

River Clean-up Coordinator



## UPCOMING OUTINGS

FOR DETAILS ON A PARTICULAR OUTING, PLEASE CONTACT THE FISHMEISTER OR ASST. FISHMEISTER

### Tentative outing list for 2016

February 27-28	Baum Lake, CA	Fishmeister: <a href="#">Gary Crotwell</a>	Asst. Fishmeister: open
March 18-20	Pyramid Lake, NV	Fishmeister: <a href="#">John Daniels</a>	Asst. Fishmeister: open
April 30-May 1	Pyramid Lake, NV	Fishmeister: <a href="#">Meloney Welborn</a>	Asst. Fishmeister: open
April 30	Lower Yuba River, CA	Fishmeister: <a href="#">Jeff Howard</a>	Asst. Fishmeister: open
June 24-26	Eagle Lake, CA	Fishmeister: <a href="#">Dennis May</a>	Asst. Fishmeister: open
August 25-28	Mammoth Area, CA	Fishmeister: <a href="#">Jeff Howard</a>	Asst. Fishmeister: open
September 30-October 2	Upper Sacramento River, CA	Fishmeister: <a href="#">Craig Williams</a>	Asst. Fishmeister: open
October 7-8	Fall River, CA	Fishmeister: <a href="#">Val Adams</a>	Asst. Fishmeister: open

### BAUM LAKE OUTING FEBRUARY 27-28

WHEN: Saturday - Sunday, February 27 -28, 2014

WHERE: Baum Lake, CA

TIME: Saturday, Feb 27th, 8:30 a.m.

MEET: 8:30 a.m. Saturday!

Recommend that you drive to Burney, CA which is just about ten miles from the Lake, either Friday night or early Saturday morning. There are a number of motels in Burney and all about the same price and value. I recommend the Charm Motel 530-335-2254. If we have enough people I will contact them to see if we can get a group discount. (Note from Webmaster: Bob and I stayed at the Shasta Pines, (530) 335-220, and were very pleased. We were in the new building, very clean and roomy. Both the Charm Motel and Shasta Pines are supporters of CFFU's Annual Dinner.)

FISHING FEES: Free

MEALS: Saturday afternoon we will have hot soup and crackers. Bring your own drinks. There are a number of restaurants in Burney to choose from for dinner.

EQUIPMENT RECOMMENDATION: Four or five weight rods. There are times when there is a hatch and you'll need a floating line and other times when an intermediate sinking line works best using a small wooly bugger or wiggle tail. You can also use nymphs under an indicator. All three are productive at different times. Pontoon boats, prams, or small aluminum boats are a great asset. There is some bank fishing but a boat will greatly improve your odds.

BAUM LAKE is located about 65 miles (an hour) out of Redding, CA and approximately a four hour drive from the Sacramento area. The elevation is near 3400 feet so weather can vary from warm sunny to cold and snowy. Be prepared for whatever may come. It is known as one of the best winter fisheries in the State. It is near the town of Burney, CA, where there are plenty of places to stay, restaurants for meals and shopping for the essentials. Baum Lake has easy access from shore and a shallow boat ramp for small boats or float tubes. Fish up to 20 inches are not uncommon. It is stocked with brown, rainbow and Eagle Lake Trout.

DIRECTIONS: From Sacramento go north to Redding. Take highway 299 east to Burney. About seven miles out of Burney on 299 you'll come to Cassel Road, turn right and go approximately two miles to the Baum Lake-Crystal Lake fish hatchery road. Turn left and go to the lake. There is a parking area with restrooms located at the lake.

Fishmeister: Gary Crotwell, (916) 686-8690

Office: (916) 685-8625

## CREATE A FLY CONTEST

Congratulations to Christie Roberts the winner of the Create A Fly contest for February. Christie won a \$25 gift certificate to Fly Fishing Specialties for her inventive "Love at First Sting" fly.



## OTTER'S ACTIVITIES

The OTTER'S (OLD TIMERS TYING, EATING and RECREATIONAL SOCIETY) generally meets weekly for lunch, fly tying and fishing. Everyone is welcome at CFFU OTTERS events. Even "working" folks who may have a day off. An e-mail is sent on the CFFU listserv before each activity; please respond if you will be attending and then just show up.

Check the listserv for upcoming OTTERS events.

## PHOTO CREDIT

THANKS TO THE FOLLOWING MEMBERS FOR THEIR CONTRIBUTION OF PHOTOGRAPHS FOR THE NEWSLETTER:

Rich Wilson      Chris Weiland

## CALIFORNIA FLY FISHERS UNLIMITED

CFFU is a non-profit community organization serving Sacramento and statewide. Since its inception in 1962, the club's objective has been to promote increased awareness and participation in the art of fly fishing, particularly among families. CFFU also promotes the enhancement and preservation of resources through conservation efforts and in-school programs. Club activities and membership participation include monthly fly fishing programs where special guest speakers provide information on angling around the world. The club also has at least one club outing a month on the water, technical fly fishing clinics and classes, and conservation projects.

**Meetings are held at 7:00PM on the first Tuesday of the month at Conzelmann Community Center, 2201 Cottage Way, Sacramento, CA.**

Individual annual dues are \$30 per member, \$45 per family, renewed in January of each year and prorated after June 30<sup>th</sup> for those joining later, and a \$10 initiation fee. Board of Directors meetings are held on the Monday preceding the regular first Tuesday meeting at East Ranch Clubhouse, 150 East Ranch Road, Sacramento, CA 95725

**ON THE FLY** is the official monthly newsletter of the California Fly Fishers Unlimited, P.O. Box 162997, Sacramento, CA 95816. No claim is made by the organization as to the accuracy or veracity of any information within this publication. Apologies are made in advance for all errors and offenses as none are intended. No warranties are made by CFFU on any products or services discussed in this newsletter. Submission of articles and news items is welcomed and encouraged. Preferred format is in an e-mail attachment in plain text sent to [cjweiland@comcast.net](mailto:cjweiland@comcast.net). Pictures will only be returned upon request. **Absolute Deadline for submissions - 25th OF THE MONTH**



CALIFORNIA FLY FISHERS UNLIMITED  
ON THE FLY  
P. O. BOX 162997  
SACRAMENTO, CA. 95816

WWW.CFFU.ORG  
Window on the Fishing World

CFFU@YAHOOGROUPS.COM Talk about it!