



CALIFORNIA FLY FISHERS UNLIMITED
Sacramento's Oldest Fly Fishing Club...Since 1962

Issue 437

JULY 1999

ON THE FLY

July Program
Jim Victorine
by Mike Giamusso
Program Director

Bass fishing seems to be a hot topic lately and our speaker for July is Jim Victorine. Jim is an avid bass angler as well as accomplished master fly tier. He will be tying flies before the meeting so be sure to there early! Jim will explain various techniques for bass in waters like Clementine, Rawlins, Oroville and Sugar Pine Lakes. He has a great slide presentation and is very informative. If you like bass fishing or want to know more about it, we'll see you next month!

For August our program will be returning to trout fishing with a host from Fly Fishing Specialties showing us different ways to fish local and Sierra area streams

Tech Thursday
July 17, 1999
With Charlie Costner

Charlie Costner is a fly tier extraordinary. He has gathered a store of information that he will be passing on to all who come to July's Tech Thursday, Northminster Church.

Charlie says that he will reveal his tricks of the trade. He asks that you bring black 8/0 thread to tie with, to promote care and teach control.

If you haven't seen Charlie's antique salmon flies and streamers, you haven't been watching. Charlie is often featured in fly fishing magazines for the excellence of his ties. This is an event that no tier should miss!

Casting News LinesFROM THE PRESIDENT, Phil Greenlee

Good news! **Paul Shultz** comes through again. Paul just received the news that his latest request for a grant from the City of Sacramento for \$1,250 has been awarded to CFFU. Congratulations to Paul for another job well done, two years running! Paul can use some help in applying for additional funds which support the classroom hatchery program. Fortunately, there are even more additional sources of funds to be granted which can be sought for the Steelhead/Salmon in the classroom program, making it better each year for students and CFFU.

At the last meeting we requested the donation of old refrigerators, because they can be adapted for chilling the aquariums in the classroom. So far two refrigerators have been donated. **Howard Ross** has volunteered his services to be the pick-up pers on for the refrigerators and we can store them at his house. **Jerry Kilbert** is also out trying to round up additional refrigerators from appliance dealers. Our goal is ten which will round our classroom count to 23. If you have one, please come forward. Just call Howard, Jerry, Paul or myself and we will arrange a time for a pickup. Don't forget that your donation is tax deductible.


The Fuller Lake outing scheduled for July 31st is a go. However, the club picnic is being rescheduled for later on in the Fall when members will be back from vacation. The June 17th Tech Thursday dinner turned into a real "gourmet picnic" with over 60 attending! The "Coco Vin", Salmon with Rosemary (who's she?), and Cornish game hens were a hit with the crowd. Many thanks to my co-chefs, **Jake Mater** and **Bruce Henz**. The shad were slow but the salmon in the river were bright!!

Something to think about! When the new minor league baseball team named their team the "Steelheads" I was elated, because I thought, in sort of a back handed way, attention would be given to the fish. Johnny might ask his mom, "What is a steelhead?" and thus perhaps the fish just might get some recognition. Just the name "steelhead" suggests something that is forceful and Strong, a fitting tribute to Sacramento's fishery which needs all the recognition it can get.

Then I heard the fourth inning ritual of throwing dead steelhead for distance "kudos." Maybe the Roman Empire isn't dead after all. I called the headquarters office of the Steelhead's and talked to the office manager. She said, "well the fish is dead, so what?" I suggested what about throwing

Continued on Page 2

Have we missed you at our Web Site at www.cwo.com/~cffu ?
Come on by and see what's new!



**Sacramento's Leading
Fly Fishing Outfitter**

Kiene's
FLY SHOP

916/486-9958

800/4000-FLY

*Sales
Instruction
Travel*

2654 Marconi Ave.
(Fulton & Marconi)
Open Seven Days

SAFETY CORNER

THE NATIONAL PARK SERVICE HAS ISSUED THE FOLLOWING BULLETIN:

In light of the rising frequency of human and bear confrontations, the National Park Service is advising hikers, hunters and fishermen to take extra precautions and keep alert for bears while in the field.

"We advise outdoorsmen to wear noisy little bells on their clothing so as not to startle bears that are not expecting them. We also advise that outdoorsmen carry pepper spray with them in case of an encounter with a bear.

It is also a good idea to watch out for fresh signs of bear activity. Outdoorsmen should recognize the difference between black bear and grizzly bear scat. Black bear scat is comparatively small and contains lots of berries and squirrel fur. Grizzly bear scat has little balls in it and smells like pepper."

Be careful out there!
Compliments of John Turner

HOOK REMOVAL ADVICE FROM A DOC

The following is information credited to Dr. George Martin of Redding, CA, from the Federation of Fly Fishers files:

If you ever have the unfortunate chance to be stuck with a barbed hook, there is a non-surgical way to remove it.

I will confess that I wish this information had been available to my father some 35 years ago. As an enthusiastic bait fisher at age 8 or 9, I managed to bury a size 14 bait hook in the middle finger of my left hand. We were in the near wilderness of southwestern Colo-

rado, some 5 hours from the nearest community with medical facilities. After considerable consternation, my father cut the hook out with a razor blade. It took six cuts (he said the 3 fingers of bourbon he drank after the event was the first hard liquor he had ever drunk before noon in his entire life). I was none the worse for wear, and back fishing that afternoon. Still, this technique would have been much less traumatizing on both of us if we'd had this bit of information.

The steps for removal are relatively straight forward (1) Get hooked in a convenient location. (2) Select a piece of strong string or heavy leader material about 15-17 inches long (or substitute your fly line). (3) Thread the line around the bend of the hook. (4) Hold the eye of the hook firmly between the thumb and forefinger, press it down against the skin, (5) Grasp the line firmly with the other hand, allow some slack in the line, then give the line a quick, firm jerk. The hook comes back out the same hole that it went in, this time the barb becomes the cutting edge as the hook is removed. This technique has been demonstrated at some clubs' meetings as a "tackle tip" and reports of those who have used it contend that it is nearly painless.

PRESIDENT'S MESSAGE
(Continued from Page 1)

dead human bodies and then you could release the Lions and could see which Lion ate the most flesh. Anyway, maybe I have lost my sense of humor. If you have a position on this matter I would like to hear from you. If you want to read a great book, read "The Rise and Fall of the Roman Empire." I did some years back when I was on a fishing trip. I sent my own personal letter as to my position. Maybe the team should be called the "Barbarians." The address is : Steelhead Baseball Team, Bruce Potner, President, 2527 J. Street, Sacramento, California, 95816.

ON THE FLY NEWSLETTER

On the Fly is the official monthly newsletter of the California Fly Fishers Unlimited, PO Box 162997, Sacramento, CA 95816. No claim is made by the organization as to the accuracy or veracity of any information within this publication. After all, this is a "fishing" newsletter and no other type of sportsman is known for broader exaggerations of what was once the truth. Submission of articles and news items is welcomed and encouraged. Preferred format is in PC electronic form, via e-mail to ssylstra@pacbell.net or by disk sent to Susan Sylstra, 4536 Chicago Ave., Fair Oaks, CA 95628, with a printed copy included. Fax is 916-961-4309. Deadline - 15th of the month.

CALIFORNIA FLY FISHERS UNLIMITED (CFFU)

is a non-profit community organization serving Sacramento and statewide. Since its inception in 1962, the club's objective has been to promote increased awareness and participation in the art of fly fishing, particularly among families. CFFU also promotes the enhancement and preservation of resources through conservation efforts. Club activities and membership participation include monthly fly fishing programs where special guest speakers provide information on angling around the world. The club also has at least one club outing a month on the water, technical fly fishing clinics and classes, and conservation projects. Copyright @ 1999 All rights reserved.

Meetings are held at 7:00PM on the first Tuesday of the month at the YLI Clubhouse, 1400 27th Street, Sacramento, CA (27th and N St.). Individual annual dues are \$30 per member, \$45 per family, renewed in January of each year and prorated after June 30th for those joining later.

Board of Directors meetings are held on the Wednesday following the first Tuesday meeting at the law offices of Hiroshima, Jacobs, Roth & Lewis, 1420 River Park Dr., Sacramento, 95815, 916-923-2223. Classes and Tech Thursday clinics (Third Thursday of the month-6:30PM) are generally held at Northminster Presbyterian Church, 3235 Pope Ave., Sacramento, CA.



OFFICERS	HOME/WORK PHONE
President Phil Greenlee	481-8169 561-6629
Pres-Elect Mike Giarrusso	488-0195
Past Pres Bob Cooper	683-5514 264-1412
1 st VP Bruce Henz	987-0103 925-5550
2 nd VP Bob Roth	929-7335 923-2223
Secretary Vince Jacobs	925-1681 923-2223
Treasurer Bob Lame	961-1462 961-8868
DIRECTORS	
Membership Jake Mater	353-1054 801-9199
Tech Serv. D.Hendrickson	482-9291 489-3789
Cons..Prog. Paul Schultz	456-4586 569-5514
Cons.Policy Howard Ross	944-2819
Programs M.Giarrusso	488-0195
Public Relations	Vacant
Outings Jerry Kilbert	685-7636 657-2810

COMMITTEES	HOME/WORK PHONE
Newsletter Susan Sylstra	961-4903
Coachman Phil Greenlee	481-8169 561-6629
Co-Library Ed Crandall	687-7853
Co-Library Glenn Yee	421-6922
Historian F. Yamanaka	685-4651
Photographer F. Yamanaka	685-4651
Raffle P. Greenlee, J. Mater, J. Earley	
Logo Sales Leon Powell	729-3276 323-1574
NCC/FFF Don Moura	393-9057 227-4869
SARA Rep. Howard Ross	944-2819
Co-Tiers Exch. Tim Au-Young	688-3529
Co-Tiers Exch. Jim Wright	707-678-1393
Web Master Bob Cooper	683-5514 264-1412

July 31st Outing – OUR OLD FAVORITE, FULLER LAKE

By Jerry Kilbert, Fishmeister

Get ready for the annual outing to Fuller Lake. By July 31st we will all be tired of the heat here in Sacramento and welcome the cool mountain breezes blowing over Fuller Lake.

Fuller Lake sits in the Grouse Ridge area that is about 6500 feet in elevation. It is parallel to I-80 on the way between Auburn and Truckee. Beautiful pine trees surround the lake and there are several nice picnic areas. We will pick out a nice spot at the end of the lake where the creek comes in. At this point, we aren't sure about the food. But, don't worry, you'll like it.

The lake is loaded with fighting trout. It is best to fish the lake from a small pram or

float tube. If you bring a boat, you will launch it at the dam and then fish this small lake. The lake is about 300 acres in size.

Most CFFU "experts" use 3-6 weight rods and some use both floating and sink-tip rigs with 4-5X tippet. I had the best luck with a sink tip, but, if memory serves me well, **Bob Larne** caught nearly a dozen fish there last trip, so check with him as to how he did it.

The flies folks tend to use include a variety of nymphs such as wooly buggers (green & black) leeches, prince nymphs, and zug bugs. Adding a little crystal flash to the wooly bugger is my secret weapon for Fuller Lake. The dry fly aficionados who absolutely insist on nothing else use Griffith's gnats, Elk Hair Caddis,

comparaduns and soft hackles. Me, I stick to the nymphs.

O.K., where do we meet? Some of you may want to go directly to the lake. If so, go for it. Others, who have a more leisurely attitude about it all, should meet at 7:00 a.m. at Baker's Square restaurant in Auburn for breakfast. The restaurant is just off the Forest Hill Exit. We will caravan from there up to the lake and should be fishing by 9:00 AM.



Wooly-Creeper

THE FLY TIERS EXCHANGE by Tim Au-Young, Co-Chair with Jim Wright

To all of you, I apologize for not only being absent from the last meeting, but also not having the collection of flies from the last year and a half to show. But, as with all storms, they come and they go. So, for the July meeting, come ready to be amazed, surprised, and astonished as you peer into what the rewards have been for me. I will leave it up to your imagination. Saltwater, freshwater, lake patterns, bass and don't forget, there may be "even" a trout pattern or two involved, so come and see the expo!

In my absence, Jim took full responsibility for

the Exchange, so "Thank You, Jim."

The four members who participated were:

1. **Jim Wright** who tied an "all Black Leech", as described by Doug Swisher at his seminar on April 3, 1999. Jim used a Mustad 9672, size 10, weighted with 12 turns of .025 lead, using black thread, tip of black chenille, tail of black marabou with krystal flash, and the body of a black/brown felt pad. This unique way of tying a simple yet effective variation of leeches will be a new pattern that all of us will be anxious to try.

2. **Chris Mihulka** tied "Mr. Right" on a #4 hook, using black 6/0 thread, tail of marabou (black, white, and green as all separate colors, not in combination), body of yarn, (blue, purple and green), using black hackle for the legs and rib, and finished the fly off with yellow doll eyes that rattle! Using this pattern for black bass with the turned up hook and big broad head will surely make a great wake-up call for some likely victim. Just take a picture with this hanging out of the mouth to document Chris's success. Chris is a new participant to the exchange, so welcome, and keep those cards and letters coming! Don't forget the flies....

3. **Jim Ford** tied a "Krystal Flash Green Rock Worm", originated by Rick Hafele. This is a Rhyacophila Caddis Larva tied on a 3906B - TMC 3761, #14, with brown thread (black for the midge pattern), body of peacock krystal flash (black for the midge), head with Brown Hare from dubbing. REF: *Trout Flies of the West*, Jim Schollmeyer/Ted Leason, pg. 47. This is another great pattern for that sedentary lunker, just waiting for this pattern to be perfectly cast, and brought just into vision by the slight sparke, and familiar shape.

Continued on Page 7

July 14 Outing – to Graeagle and the Middle Fork of the Feather River with Jim Mynard, Fishmeister

The Middle Fork of the Feather is a beautiful pocket water stream, uncrowded, easy to wade, at 4000 ft.elevation near the resort town of Graeagle. Expect fish in the 8 to 14" range. Patterns of choice are: Morning nymphing- black caddis imitations size 10, 12; Late afternoon, evening dries- caddis, cinnamon mayfly or Adams sizes 12, 14, 16.

Meet in Truckee July 14 at noon for lunch at the Sizzler Restaurant. Overnight RV or car camping is available at Plumas-Eureka State Park near Graeagle. (Sacramento to Graeagle driving time 2 1/2 hrs.) Fishmeister: Jim Mynard phone 487-4086. Sign up and pick up details at the July 6th meeting, including up-to-date area trout report.

CALIFORNIA-TROUT



KEEPER OF THE STREAM

870 Market St. #859, San Francisco, CA 94102

Giant Rainbow Trout

3-12 pound fish daily

Williamson, Wood & Rogue Rivers
Klamath and Agency Lakes

Roe Outfitters * 541-884-3825

www.roeoutfitters.com



TIBOR REEL CORPORATION

A Division of Ted Juracsik Tool & Die Co.

Makers of Billy Pate & Tibor Fly Reels

255 North Congress Avenue • Delray Beach, FL 33445
Phone: 561-272-0770 • www.tiborreel.com



1999 CALENDAR

- July 6 TU 7:00PM
Monthly Meeting
YLI Clubhouse, Sacto.
- July 7 WED 6:30PM
Board Meeting
Hiroshima, Jacobs,
Roth & Lewis Law
Offices, 1420 River Park
Dr., Sacramento
- July 15 TH 6:30PM
Tech Thursday
Northminster Church
- July 17 SAT 9AM-4PM
Beginning Fly
Fishing
- August 3 TU 7:00PM
Monthly Meeting
YLI Clubhouse, Sacto.
- August 4 WED 6:30PM
Board Meeting
Hiroshima, Jacobs,
Roth & Lewis Law
Offices
- August 7 SAT 9AM-3PM
Beginning Fly
Casting
- August 19 TH 6:30PM
Tech Thursday
Northminster Church
- October 23 6:00PM
Bittner Scholarship
Dinner - KVIE

Fly Fishing Specialties

6412 Tupelo Drive, Ste. C

**Citrus Heights, CA
95621**



**FOR ALL YOUR FLY
FISHING GEAR!!**

**CHECK IT OUT!! THE CFFU LIBRARY
BY Glenn Yee, Co-Librarian**

Members have donated many books and videos to the club this year, and the club has made some good purchases for the library. Some are new and some are old but they are packed with lots of info.

Books:

- Steelhead Fly Fishing and Flies, 1976 by Trey Combs
- Fly Fishing in Saltwater by Lefty Kreh
- Challenge of Trout by Gary LaFontaine
- Tactics on Trout by Ray Ovington
- Fish Impossible Places by Dick Pobst
- Fishing Hall of Shame by Ray Villwock
- North Sierra Trout by Jim Freeman
- California Trout Fishing by Jim Freeman

- Shasta Lake Fishing by Jim Freeman
- Trinity River Fishing by Jim Freeman
- Klamath River Fishing by Jim Freeman
- Lake Berryessa Fishing by Jim Freeman
- Learn to Fly Fish in a Day by Sylvester Nemes
- Fly-Tying Problems by John Veniard

Videos:

- KVIE Fly Tying Videos Vol. V4-V6
- Restoring The Everglades
- No Bones About It - Filleting Fish the Right Way
- Fly Tying Made Clear with Skip Morris
- Helicopter Lure with Rolland Martin
- Tying Lake Flies with Shane Stalcup
- Langara Island Lodge & "The Pioneers" II

Flyfisher's Guide to Northern California

The best information available on fishing these waters.
Price: \$26.95 * 305 pages * Softcover
Call now to order: 800-925-3339
Ask for our free catalog of sporting books.

Wilderness Adventures Press
P.O. Box 627
Gallatin Gateway, MT 59730



Complete Line of
Fly Fishing Equipment &
Fly Tying Materials

Creative Sports

(510) 938-2255 FAX (510) 938-2258
1924 "C" Oak Park Boulevard
Pleasant Hill, CA 94523

Freeman Long, Jr.
Proprietor



LAKEVIEW TERRACE RESORT
ON LEWISTON LAKE
STAR ROUTE - BOX 280
LEWISTON, CA 98052
(916) 776-2803



TRAILER PARK AND CABINS

HERB & VIRGINIA
VANDERWALL

BEN & BETTY
VANDENBERG

CFFU TECH SERVICES CLASSES

BEGINNING FLY FISHING

JULY 17, 1999

9AM - 4PM

BEGINNING FLY CASTING

AUGUST 7, 1999

9AM - 3PM

By Phil Greenlee, Castmeister

All classes are \$20.00

Contact Dave Hendrickson at 916-489-3789

1999 CFFU OUTINGS SCHEDULE

DATE	LOCATION	FISH	FISHMEISTER
June 25-27, 1999	Truckee River	Trout	Dave Ford
July 14-15, 1999	Middle Fork Feather River	Trout	Jim Mynard
July 31, 1999	ANNUAL PICNIC Fuller Lake	Trout	John Turner
August 22-28, 1999	Montana Group 1	BIG trout	Bill Aaberg
August 28- Sept 3	Montana Group 2 Broken Arrow Lodge		
August 27-28, 1999	On the Ruby River Upper Truckee	Lahontan Cutthroats	Dave Lentz
September 13, 1999 (Monday)	Upper Sac	Trout	Buff Hendrickson
September 25, 1999	President's Outing Saw Mill Lake	Trout	Bob Roth Vince Jacobs
October 6-7, 1999	Burney Creek	Trout	Jim Mynard
October 9, 1999	Collins Lake (Need Boat)	Thred Fin Shad	Leon Powell
October 15-16, 1999	Lewiston Lake	Trout	Jim Wright
October 30, 1999	Martis Lake	Trout	Vince Jacobs & Bob Roth
November 10, 1999	Yuba River	Salmon & Steelhead	Glen Yee
December 11, 1999	Putah Creek	Trout	Jim Wright

★★★★★★★★★★★★★★
 ★ WELCOME TO CFFU'S ★
 ★ NEWEST FAMILY ★
 ★ MEMBER ★
 ★ **CARSON JAMES** ★
 ★ **CHUBB** ★
 ★ Born May 21, 1999 ★
 ★ To ★
 ★ Wayne and Heather ★
 ★ Chubb ★
 ★ One lucky fishing buddy! ★
 ★★★★★★★★★★★★★★

BUFF'S
BARBER
SHOP

3114 Fulton Ave.
Sacramento
(916) 489-3789

Dave Hendrickson
Proprietor
Custom Rod Building

WEB PAGE BYTES by Bob Cooper, WEB Master (Meister??)

The topic of this month's Bytes is going to be a little off topic. Instead of spending some time talking about the CFFU web page, we'll talk about another aspect of the Internet. However, if you haven't seen the photos from the Annual Dinner, you should take a look. Graphics is one area where the Internet really excels, but you must be patient. Unless you have a very fast T1 connection (as some of us do at work), you're probably dealing with a 28.8 or 56k modem at home.

Anyway, be patient while the graphics are loading. Incidentally, I spend quite a bit of time working with the photos after they're scanned so that I can compress the file size and not lose the quality. For the reader who thinks I stand on top of my computer smashing files to make smaller files - wrong. File compression is electronic. A typical 4x6 color photo scans in directly at about 120k or more. After compression, the same photo is approximately 30k. Smaller files equal faster download times for Internet web pages.

On to the main topic: **USENET**. News groups, discussion groups - these are different names for the part of the Internet that consists of text discussions on various sub-

jects. These News groups are accessed by an Internet news reader program. The News groups are not the famous or infamous "chat rooms." In the News groups, you electronically post a question or reply and sit back for a day or two until your message gets posted to the other Internet news servers.

Nevertheless, out of the approximately 45,000 different subject areas in separate news groups offered by your Internet provider, a bunch of them are garbage. You don't want to read them. You don't want your kids to read them and you certainly don't want your Mom anywhere near them! You might expect a few bad apples out of a bunch of 45,000. Still, don't let the bad ones scare you away.

There are two groups in particular of interest to the fly fisher: rec.outdoors.fishing.fly, and rec.outdoors.fishing.fly. In these two groups you can read the thoughts of Al Beatty (Whiting Farms), George Geherke (Mr. G of Gerheke's Gink fame), Mike Hogue (semi-famous fly tier), and Bill Kiene (very famous fly shop owner). These and other not so famous folks, like me and you, respond to questions and discuss issues

regarding fly fishing ethics, catch and release, fly reel recommendations, and float tube anchor ideas. Recently there was a discussion on the worth of the new Orvis 1 weight fly rod. Other discussions have been about the best for the money breathable wader, affordable fly tying equipment, and dubbing wax for difficult materials.

One recent discussion "thread" of particular interest to me was "how do you arrange your fly boxes?" I enjoyed reading the varied and differing responses to the question. By the way, a "thread" in this sense is not for tying flies. A discussion thread is questions, responses, and replies on the same topic.

So how do you access these news groups on the Internet? You need a news reader program. If you have Internet Explorer or Netscape Communicator, it's built in. However, you may want to have a stand alone news reader program installed on your hard drive. You can find many of these for downloading off the Internet at www.tucows.com. Most of the programs are "shareware" which means you can

(Continued on page 8)

We make fly fishing fun and easy!



AMERICAN FLY FISHING CO.

www.americanfly.com

SHOP ON-LINE!

Your Complete Fly Fishing Resource!
Instruction • Clinics • Domestic & International Travel
Water Flows & Fishing Reports • Guide Listing • News • Events
Check out our trade-in policy!

3523 Fair Oaks Blvd. • Sacramento (corner Fair Oaks Blvd. & Watt Ave.)
Come in or call for our FREE CATALOG: (916) 483-1222 • (800) 410-1222

America's Fly Fishing Outfitter!

Book Review

Shasta's Headwaters: An angler's guide to the Upper Sacramento and McCloud Rivers
By Craig G. Ballenger
Published 1998 – Frank Amato Publications, \$19.95, 141 pages

Review by Dick Sears

For those fishermen that consider the Upper Sac and the McCloud rivers sacred water, this book will provide much enjoyment. The title doesn't fully portray the extensive contents of the book. The book is much more than a

technical treatise on nymph fishing and fly presentation although these subjects are well covered. The early chapters provide an interesting anecdotal and well-documented history of the canyons and their exploitation by man. Beautiful colored and historical black and white photos compliment the text. The opportunity to experience and enjoy the entire spectrum of the natural world is a key component of fly fishing. I appreciated

greatly the photos of the wild flowers, birds and wildlife of the area. The final chapter, "The Future of the Rivers", should stimulate all of us to dedicate ourselves to the long-term protection of the habitat of these beautiful freestone rivers and the marvelous fishing opportunities they provide. Autographed copies are available at the Dunsmuir Fly Shop.

Clear Lake Outing, June 12 By Bruce Bartholomew

On Friday, June 11, I drove to Clear Lake to so I could talk to a tackle store owner about fishing conditions. His report was not good. The bass had moved back into the tules. The only way to get them was shaking plastic worms in the holes back in the tules. Not too promising.

That evening one of the two people scheduled to attend called to say he couldn't make it. I went fishing in the channel in front of my house. I ended up with about a 3½ pound bass on a top water popper. Pictures available on request.

The following morning the other person didn't appear or phone. So I went fishing by myself. Fishing around the docks on the same channel I hooked several fish, but only landed one in the 3 to 4 pound range. Taking a midday break and a leisurely lunch, I decided to go to Highland Springs Reservoir.

Highland Springs Reservoir is a very picturesque lake. Tules line the entire lake. If you like top water fishing you couldn't ask for a prettier place. When I arrived there was a couple discussing what movie to go see that evening. Turned out they were both school teachers. They had been doing a little snorkeling, but said they hadn't seen any fish.

Float tubing, I worked my way along the shoreline using a top water popper. I quickly had to change bugs to one with a weed guard. In some of the coves small bluegill were a "problem." I really wanted larger fish. I ended up with two nice bass and several small bluegill. The best water appeared to be on the far side of the lake (who hasn't heard this before!) and morning would be far better than evening, because it was on the east side of the lake. This will give me a perfect excuse to go back later this summer.

As I watched the sunset I reflected on my luck in being in such a beautiful place with willing fish. It was only too bad that no one else came!

On the Upper Sacramento...

The Delta House



A Lodge for Flyfishermen

(530) 238-8247

Gold Country Mining (GCM) And ... Fishing???

By Sam Yee

Crystal clear water, 12-16 inch Rainbows, a tunnel right through the mountain, & Historic Mining Sites complete with Saloon & Brothel. The saloon & brothel are no longer in business but the miners still find gold and you'll find fish.


Gold Country Mining operates a recreational gold mining facility on the Middle Fork of the American River about 20 mile east of Auburn. Membership is \$90/year and \$10/visit. There are primitive camping facilities and the scenery is fantastic. It's a little more than an hour to get there and the fishing was consistent on my two visits. I was surprised as it appears to me that gold mining dredges and fly fishers would not get along, but apparently they do. Fishing was good.

Fishing the Middle Fork of the American River? – are you crazy? The Middle Fork is a popular rafting run. Some of the local shops did not think much of paying to fish the American River but for me the location was ideal for my beginning fly fishers and a class trip: close to home, good access, camping facilities and a very scenic section of the American River. What more could you ask for? Catching fish was just an added bonus.

This is a beautiful tail water fishery. The flow is about 800-1500 CFS according to my amateur seat-of-the-pants guess. Most nearby fishing spots suffer from over-fishing near Sacramento and the fish never get a chance to grow. But this private section of the American River with limited access was productive for me using dry flies, and the fish really seemed larger. The "big pool" we fished reminded me of Fuller Lake where the stream empties into the lake and the water is crystal clear. The trout just hang out looking for their next meal to float by.

On my first visit on a Friday in mid May, the water level had just risen. I expected to find the river muddy and high but it was clear and high. The fishing may have been off that day due to the change in water level and we only had a couple hours to fish. We never saw any rafters. Our host, Dennis Raff, is a lobbyist for the gold mining interests and he is really entertaining. After telling us about Fish & Game studies that found that gold dredge activity was not noticeable down stream from the dredge sites, he told us some stories about some huge Browns that inhabit the 20-30 foot depths. He took us immediately to his "Honey Hole" and the fish were rising right where he said they would be. Dennis immediately caught one

www.lonesomeduck.com



LONESOME DUCK
WILLIAMSON RIVER

"The best trophy rainbow water in western United States"



- 1.5 miles prime Williamson riverfront.
- Cozy, private, log homes on the river
- Wild trophy rainbows & browns.
- Corporate & family programs available.
- Hike, bike, canoe, Nat'l Forest, Crater Lake.
(800) 367-2540

and let us fish the spot. But after a few casts, we put the fish down. As time was short, we didn't have much luck.

My second visit on a Saturday, June 5th, was a different story altogether. From 10AM 'til noon, there were rafters everywhere. Every 5-10 minutes a new group would float past us. We didn't get a bite for two hours while fishing upstream from the railroad car that serves as the GCM clubhouse. As a last resort I took my guest back to Dennis' hot spot where we hooked up almost immediately and the fish cooperated for almost 2 hours.

Though the water was crystal clear, I could not see many fish in the water, however I could see their rises on the opposite seam. They were working the foam line and we stumbled across a mid day hatch that lasted for hours. A natural drift was the key in the foam. My first and best fish measured 16 inches and most of the 5-6 other fish that we caught were between 14-16 inches. All were good fighters and looked healthy and wild. These rainbows were beautifully marked with no tail erosion here and no cookie cutter fish.

(Continued on page 8)

Powell & Co., Inc.
11300 Trade Center Drive, Unit E
Rancho Cordova, CA 95742
Tel: 916.852.2150 • Fax: 916.852.2152 • Toll-Free: 888.6.flyrod
E-mail: flyfish@powellco.com
Website: www.powellco.com

Fly Tiers Exchange (Continued from Page 3)

leader hold, your knots tighten, and your rod take the hit; you know the rest...."Fish on!". Good job, Jim.

4. Tim Au-Young tied a "Parachute Adams", on a TMC 100 #16. The thread was black 6/0, tail of brown and grizzly hackle fibers, body of either muskrat or gray synthetic dubbing (I was experimenting, and just like the feel and the muskrat better), wings of grizzly hen hackle tips tied over back, with brown and grizzly hackle for the hackle. We all dream of waiting and watching for that perfect rise, and this pattern tied in the correct proportions and shade can cause that perfect rise to happen. When John Turner said over two years ago, "Save those hackle tips for wings", we were just learning how to tie Woolly Buggers hackling the body. Well, John, it looks like I may have to tie up quite a few more traditional Adams, to use my saved hackle tips, but I have hackle tips! It only took me two years before attempting this pattern. Getting the proportions right on the smaller sizes takes some getting used to, but once you finally get a fly or two close, it builds your confidence.

Thanks to all of the continued tiers, and again, welcome Chris. I challenge and encourage all of you that have tied, and tie in the dub, to share your efforts, expertise, and work with the rest of the members. The ice is melting, the flows are beginning, and the Shad are here in the American River, so, tie, and much success in your fishing.

Just as a reminder, this is "your" exchange. You tie up ANY pattern of your own choice, 12 in total, turn them into the EXCHANGE, and you receive back all of your fellow fly fishers' work, and none of your own. Depending on how many people participate, you may get from 1 to 3 flies from each participant, and every week is different - that I will guarantee!

CFFU LIBRARY By Glenn Yee

The following members need to return their books and videos to the library. The checkout limit is three months.

Adams, Dave 2/2/99 Video #28 Tying Western Dry Flies by Mike Lawson
Ashbrook, Mike 5/5/99 Book Float Tube Magic by Patricia Pothier
Brassington, Jack 10/6/98 Video #15 Favorite Flies by Rene Harrop
Crandall, Ed 1/5/99 Book Nymphs, Tying & Fishing by Tasy Tullis
DiGuglielmo, Matt 7/7/98 Book Yosemite Trout Fishing Guide by Steve Beck
Kato, Tak 5/5/98 Book Patterns of the Masters 1989 by David Nelson
Kattenhorn, Randy 12/1/98 Video #10 Tying Western Trout Flies by Jack Dennis
Martens, Tom 7/7/98 Book Measure of the Year by Roderick Haig-Brown
Martinez, Brenda 1/6/98 Video #53 Reading Moving Water by Jim Watt
Morrison, Don 2/2/99 Book Micropatterns - Tying and Fishing the Small Fly by Darrel Martin
Palchak, Russell 6/2/98 Video #54 Fly Fishing Basics: A Beginner's Guide by Jim Watt
Price, Marc 1/6/98 Book Fly Tying Made Clear and Simple by Skip Morris
Reverie, Manuel 1/6/98 Book Patterns of

the Master Vol. 5 by J. David Hosfield
Richins, Gary 9/1/98 Video #49 Alaska Sockeye Salmon by Jim Watt
Riley, Todd 10/6/98 Video #24 Essence of Flycasting by Mel Krieger
Riley, Todd 10/6/98 Video #51 Montana Trout & Nature Conservancy by Jim Watt
Riley, Todd 10/6/98 Book Handbook of Hatches by Dave Hughes
Ross, Howard 11/3/98 Video #13 Fly Tying - Angler's Art, Vol. 1-3 (copy #1) by Dave Engerbretson
Ross, Howard 12/1/98 Book Handbook to Deschutes River Canyon by James Quinn
Stevenson, David 11/3/98 Video #45 Fly Fishing Basics by Jim Watt
Stevenson, David 6/2/98 Video #46 Fly Tying Basic Techniques & Tips

GCM (Continued from page 7)

They were athletic, used to fighting the current and floodwaters. Also there are several deep holes that could provide refuge during drought years as well as a home for true lunker fish - rumors of big browns seem possible.

If you are interested in a nearby fishing destination, contact Dennis Raff : 916-334-8430 / 530-367-2811.

Bytes (Continued from page 5)

use them for varying periods of time and then you have to pay. One program in particular is Forte's "Free Agent." This is a decent program that is available to use for free which is always a very good price.

Check out the fly fishing news groups. I think you will find them entertaining and useful and will expand your fly fishing Internet experience.

TECH THURSDAY May 21, 1999 Casting Lessons

We had another great Tech Thursday with **Brian Ramsey of Powell Fly Rod Co.** As you recall, in April, Brian taught and helped CFFU members with casting. With the shad coming into the local rivers, Brian demonstrated and helped with casting the "shooting head"; a different and more difficult art of fly casting.


Brian also went around to everyone present and helped them with whatever they needed, from beginning to advanced. Thanks, Brian!! We appreciate your help and expertise!

**CALIFORNIA FLY FISHERS UNLIMITED
P.O. BOX 162997
SACRAMENTO, CA 95816**

ON THE FLY - JULY 1999



FIRST CLASS MAIL



**DON'T FORGET AMERICAN FLY FISHING'S
1999 AMERICAN RIVER SHAD TOURNAMENT
TO BENEFIT THE SAVE THE AMERICAN RIVER
ASSOCIATION - MAY 15 - JUNE 30, 1999**