



CALIFORNIA FLY FISHERS UNLIMITED

ON THE FLY

Issue No. 435
P.O. Box 162997

May, 1999
Sacramento, CA 95816

CFFU Web Site
<http://www.cwo.com/~cffu>

MAY PROGRAM

Mike Giarrusso, Director

DAVE SIMMONS

"SHAD & STRIPERS ON A FLY"

If you're interested in learning more about catching Shad and Stripers then don't miss the May Program! Dave is an expert on these, and many other, types of fish. He operates Dave Simmon's Fly Fishing Adventures and hails from Orland, CA. On a shad hunt with Dave last year we all did very well, despite extremely high water conditions. I'm sure everyone will gain some more insight from Dave's explanations of where and how to catch more fish.

JUNE PROGRAM

In June we will have a program with Felix Smith, of the Department of Fish and Game, and it will cover trout habitat and conservation issues.

TECH THURSDAY

by Buff Hendrickson - Director

May 20, 1999, Tech Thursday will consist of a demonstration and lecture by Brian Ramsey, the 1998 2nd Place Casting Champion. Brian, manufacturer's rep for Powell Rod Company, will be discussing and demonstrating the use of shooting heads.

MARK THIS
DATE!

OCTOBER 23



BITTNER SCHOLARSHIP
DINNER

KVIE-TV 6 • WATCH FOR NEWS

CASTING NEWS LINES.....FROM THE PRESIDENT


by Phil Greenlee

I mentioned to you at the club meeting that I was going to attend the Tournament Casting Clinic located at the Golden Gate Angling Club on Saturday April 11, 1999. It was sponsored by the Northern Council of the Federation of Fly Fishers. The Northern Council is responsible for 37 clubs in northern California. Tournament casting has four events: (1) TROUT You cast to five rings with the farthest distance being fifty feet. First round using a double taper line you start off with a conventional cast and you get two casts per ring. The second round you perform a roll cast in which on a progressive basis with 15 total attempts to get the fly into as many as you can; (2) DRYFLY You can use a weight forward or a double taper with the same sequence as the trout competition; (3) BASS BUG This time the distance is 70 feet and you start out with your line out 80 feet. You pick up slack and you are not allowed to put the excess line on your reel. Typically they use a 8 or 9 weight rod. With the wind and rain this was really a challenge. (4) DISTANCE 10 weight rod with shooting head and no reel. Your shooting line (not shooting head) is on a flat spool at your side on the ground. As you cast, the line comes off of the spool. Also distance casting is on the lawn. Brian Ramsey from Powell Rod Company was there. We were the only people from Sacramento. I have requested a set of rules from the American Casting Association just in case anyone is interested.

The folks from the Federation served a great Chinese lunch. I was fortunate enough to have Marty Seldon from the San Jose Flycasters sit beside me at lunch. He joined the San Jose Fly casters in 1971 when I did. I moved he didn't. When people found out that I was affiliated with CFFU, the stories started to fly about some of our past members and the tremendous input our club had in helping to forge the Federation of Fly Fishers. CFFU had a member who was an artist and he designed and produced a wooden mold that was used for the belt buckle for the Northern Council of Federation of Fly Fishers. Chuck, if you have one please bring it to our next meeting. **Charles Coleman**, a CFFU member who passed away last year at the age of 88 and a retired colonel in the Air Force, spent a lot of time in Sun Valley Idaho at the annual conclaves. **Bob Cooper** and I got to spend sometime with Charles before he went fishing for the last time. He also donated a lot of fly tying material to the club which is in the hands of our tech director.

The Golden Gate Angling club has 450 members from all over the world. Joe Lum, a former Sacramento resident, is the secretary for the club. Many of the members are from Japan, Scotland and our east coast. A trip down to the Golden Gate Angling Club just to see the club house and the grounds is worth the trip. They have a Library, kitchen in which they serve a meal every Saturday night for their members and you can have your own

continued on page 2



Sacramento's Leading
Fly Fishing Outfitter

916/486-9958

800/4000-FLY

Kiene's
FLY SHOP

Sales
Instruction
Travel

2654 Marconi Ave.
(Fulton & Marconi)
Open Seven Days

President's Message, continued from page 1

locker which is 6 feet tall and 8 inches wide to store your rods. Some members just go to the club house to enjoy reading a book in front of the fireplace. Joe Lum asked about Stan Inouye. What a treasure he is with some of the other members who have been active in CFFU. When Dave Whitlock, Lefty Kreh and recently Doug Swisher attended our club, they all asked about Stan Inouye. Guess what? They all met Stan thru the Federation. I've taken my family to some of the national conclaves and we have always had a great time. To me, it was worth it just to learn more about fly fishing and make new friends. I've been a member in the Federation since 1969. Lots of friends. We're also going to start exchanging news letters with the Golden Gate Angling Club.

Two more items: One, I'm not trying to move the club meetings to the Aquatic center out on Hazel Avenue. We need to stay in Sacramento, but we do need our own place. Second, the Bittner Dinner how about inviting the old timers as our guests for dinner. Say, if you joined the club before 1975 the dinner is on us. We need to celebrate our heritage, tradition and the club is 38 years old.



IT'S SHAD TIME AGAIN!
by Jerry Kilbert - Outings Director



This is the time of year many of you have been waiting for. Phil Greenlee, one of the greatest shad fly fishers on the American River, will lead CFFU on the May 15 outing. The exact place is a secret! But, Phil will reveal the secret at the next general meeting. So come to the meeting and sign up for the outing.

What do you need to catch shad? First of all, I suggest waders. But, there are some rugged guys in the club who go in au natural! That means, some guys don't use waders. I also suggest you bring a wading staff.

Next, bring a fly rod in the 6 to 9 weight class. I have seen a several guys with 5 weight rods, but the heavier rods make bringing in these "poor man's tarpon" much easier.

A shooting head with a medium sink should be perfect. Phil can explain the set up he uses at the general meeting.

As for flies, I like the wet pinky in a size #6. I bet you too will like the wet pinky. It looks white with a bright pink head and lead eyes. But, when it gets wet, the underlying pink thread shows through. Hence, the wet pinky!

Oh yes, don't forget the sunscreen, polarized glasses and a hat. After you catch your first shad, you too will look forward to shad season on the American with great anticipation.



TIBOR REEL CORPORATION
A Division of Ted Juracsik Tool & Die Co.

Makers of Billy Pate & Tibor Fly Reels

255 North Congress Avenue • Delray Beach, FL 33445
Phone: 561-272-0770 • www.tiborreel.com

THE CFFU CLASS-A-FLIED ADS

VEST FOR SALE

Flyfishing vest, new.
Simms "Suspension Vest" size medium.
Retail value of \$139. Make offer.

Ed Littrell
(R) 483-8035 • (B) 358-2924

CALIFORNIA FLY FISHERS, UNLTD (CFFU)

is a non-profit community organization serving Sacramento and statewide. Since its inception in 1962, the club's objective is to promote increased awareness and participation in the art of fly fishing. CFFU also promotes the enhancement and preservation of resources related to conservation efforts.

Club activities and membership participation include monthly fly fishing programs. Special guest speakers are featured to provide informative angling resources. The club also conducts fly fishing outings to various waters in Northern California, technical fly fishing clinics and conservation projects.

Meetings are held at 7:00 p.m. the first Tuesday of each month at the YLL Clubhouse • 1400 27th Street • Sacramento, CA. Individual membership dues are \$30 per year; annual family membership dues are \$45. Memberships are renewed each year in January and prorated after June 30th for the balance of the year.

Board of Directors meetings are held on Wednesday following the first Tuesday at Northminster Presbyterian Church • 3235 Pope Avenue • Sacramento, CA. at 6:30 p.m. Classes and Technical Services meetings are generally held at Northminster Presbyterian Church.

OFFICERS

		HOME	OFFICE
President	Phil Greenlee	481-8169	568-0100
Pres-Elec	Mike Giarrusso	488-0195	
Past Pres	Bob Cooper	683-5514	264-1412
1st V.P.	Bruce Henz	987-0103	925-5550
2nd V.P.	Ron Bergstrom	483-6280	483-5411
Secretary	Vince Jacobs	925-1681	923-2223
Treasurer	Bob Lame	961-1462	961-8868

DIRECTORS

Membership	Jake Mater	353-1054	801-9199
Tech Services	Hendrickson	482-9291	489-3789
Conserv-Programs	Paul Schultz	456-4586	569-5514
Conserv-Policy	Howard Ross	944-2819	
Program	M Giarrusso	488-0195	
Public Relations	John Turner	723-2019	
Outings	Jerry Kilbert	685-7636	657-2810

COMMITTEE CHAIRPERSONS

Newsletter	John Turner	723-2019	
Coachman	Phil Greenlee	481-8169	568-0100
Raffle	John Turner	723-2019	
Co-Library	Ed Crandall	687-7853	
Co-Library	Glenn Yee	421-6922	
Historian	Frank Yamanaka	685-4651	
Photog	Frank Yamanaka	685-4651	
Logo Sales	Leon Powell	729-3276	323-1574
NCC-FFF	John Woodling	444-8037	557-5375
SARA Rep	Howard Ross	944-2819	
Ann Dinner	Jake Mater	353-0544	353-1054
Co-FlyTyers	Tim Au-Young	688-3529	
Co-FlyTyers	Jim Wright	(707) 678-1393	
Web Master	Bob Cooper	487-8705	264-1412
CFFU Home Page		http://www.cwo.com/~cflu	

ON THE FLY NEWSLETTER

On The Fly is the official monthly newsletter of the California Fly Fishers, Unlimited • P.O. Box 162997 • Sacramento, CA 95816. No claim is made to the accuracy or veracity of any information within this publication. After all, this is a "fishing" newsletter and no other type of sportsman is known for broader exaggerations of what was once the truth.

Submission of articles and news items is welcomed and encouraged. Preferred format is on floppy disk (which will be returned); include with disk a printed copy of your article. Send articles for publication to:

John Turner, Editor
6312 Park View Way
Citrus Heights, CA 95621
ph/fax (916) 723-2019 • e-mail: flyfisher@macnexus.org

DEADLINE 15TH OF MONTH

W
E
L
C
O
M
E

INTRODUCING OUR NEW MEMBERS
by Jake Mater - Director Membership

AUBREY CAMPBELL
(R) 427-5430 • (B) 393-5986
tireandwheelbrokers@mailcity.com

Hi...I joined at the March meeting and guess it's time I submitted a brief profile for the next newsletter....so here goes.

As a child in Alabama, I was taught fishing at an early age by my avid fisherman father. Later he taught me how to repair and rebuild bamboo fly rods, which was handy for pocket money. Unfortunately for the sport, at about the age of 15, I discovered cars and girls, and that put my fishing in the closet for 40 years.

After a stint in the U.S. Navy, I settled in Sacramento in 1964, raised a family, and did a lot of auto racing of various types (still no fishing). I got into the tire and wheel business about 25 years ago, working for Parnelli Jones, and now own a small wholesale and mail order specialty custom wheel and antique-type tire business.

I have been thinking for some time about getting back to the outdoors, but did not want to do the "sit in the boat and wet a line" type of fishing. I talked to some of the club members at the last International Sportsmen's Show at Cal Expo and was very pleased at how friendly and informative your representative was. I thought "his is what I am looking for!" After attending my first meeting in March, I was "hooked" and signed up on the spot.

Although my business and my 14 year old son keep me very occupied, I look forward to finding time to enjoy fly fishing and getting to know the club members. I enjoy auto sports, hiking, warm sandy beaches, wine tasting, playing basketball with my son and classic rock music.

NEW BOARD MEMBER - SECRETARY

VINCE JACOBS
(R) 925-1681 • (B) 923-2223
hvjacobs@aol.com

I am married to Suzanne, and have two children, Ryan, (age 17 -- Rio Americano High School) and Brooke, (age 19 -- sophomore at University of California San Diego).

I was born in Canada and moved to Carmichael at age 13 years. I have lived in Sacramento since that time, except for attending California Polytechnic State University where I obtained a B.S. and M.A. degrees. After teaching high school for two years, I attended McGeorge School of Law, and have been practicing law since 1971. I am a Certified Family Law Specialist, since 1980, and am active in State Bar and local bar activities. I am a shareholder with Hiroshima, Jacobs, Roth & Lewis, A Professional Law Corporation.

My first exposure to fly fishing followed an expensive visit to Kiene's Fly Shop, and fishing Big Timber Creek, in the Crazy Mountains, Montana while I was on vacation with my family at the Lazy K Bar Ranch. I fished each summer for one to two weeks, and finally started attending CFFU meetings with my partner, Bob Roth, who has been a member for approximately 10 years. Bob and I have been doing a lot of float tubing. I hope to take the rod building class soon. My next project is to learn fly tying.

WELCOME OTHER NEW MEMBERS

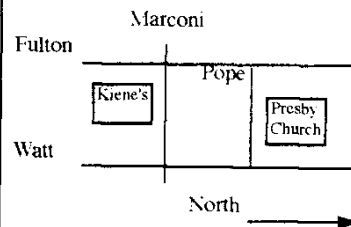
Ron Conway • 2065 W. El Camino #663 • Sacramento, CA 95833
(R) 921-5269 (B) 925-5550 (E) rconway@softcom.net

Randy Brown • 8416 Grinnell Way • Sacramento, CA 95826
(R) 386-6016

David Gemmingen • 3017 6th Street • Sacramento, CA 95818
(B) 845-3480 (E) davidgemmingen@hotmail.com

TECH THURSDAY
Buff Hendrickson, Director

THURSDAY • MAY 20 • 6:30 PM
Northminster Presbyterian Church
3235 Pope Avenue - Sacramento



we'll start at 6:30 pm, but come later if it suits your schedule



"The best trophy rainbow water in western United States"

- 1.5 miles prime Williamson riverfront.
- Cozy, private, log homes on the river.
- Wild trophy rainbows & browns.
- Corporate & family programs available.
- Hike, bike, canoe, Nat'l Forest, Crater Lake.
(800) 367-2540

Web Page: www.lonesomeduck.com



870 Market St. #859, San Francisco, CA 94102



1999 OUTINGS SCHEDULE UPDATE

<u>DATE</u>	<u>LOCATION</u>	<u>SPECIES</u>	<u>FISHMEISTER</u>
May 15	American River	shad	Phil Greenlee
June 12	Clear Lake	bass	Bruce Bartholomew
June 25-27	Truckee River	trout	Dave Ford
July 14-15	North Fork Feather	trout	Jim Mynard
July 31	ANNUAL PICNIC Fuller Lake	trout	John Turner
August 22-28	Montana Broken Arrow Lodge on the Ruby River	Big Trout	Bill Aaberg
Aug 28-Sep 3	Montana Broken Arrow Lodge on the Ruby River	Big Trout	Bill Aaberg
August 27-28	Upper Truckee	Lahonton Cutthroat	Dave Lentz
September 13 (Monday)	Upper Sacramento	trout	Buff Hendrickson
September 25	Feather River	trout	Susan Sylstra
October 6-7	Burney Creek	trout	Jim Mynard
October 8-10	Lewiston Lake	trout	Jim Wright
October 16	Collins Lake (boat needed)	thread fin shad	Leon Powell
October 23	Martis Lake	trout	Vince Jacobs & Bob Roth
November 10	Yuba River	salmon & steelhead	Glenn Yee
December 11	Putah Creek	trout	Jim Wright

CREEK WEEK 1999 by Mike Giarrusso

I'm proud to announce that in keeping with the conservation roots of this club, Creek Week was very well attended this year! Creek Week is an annual event put on by the Sacramento Urban Creeks Council. Groups interested in preserving natural open spaces get together and remove trash from local creeks ranging from Orangevale to Elk Grove.

The finishing point this year for everyone was the Discovery Museum on Auburn Boulevard near Watt Avenue. Waiting for us was a Junk and Gunk contest for the most unusual finds or creative garbage sculptures, a picnic lunch, a free T-shirt and live music. Our job was to pick up trash and debris along Arcade Creek. We were assigned the section of Arcade Creek that runs under

Auburn Boulevard, near Winding Way, to the Discovery Museum.

The weather was perfect and so was the all the company! Thanks to **Aubrey Campbell, Bob Cooper, Ray Evangelista and his four-year-old son, Jim Maynard, and Howard Ross**. Without their efforts we would have had a lot more trash to pick up. In addition to our group there were eighteen non-club members that signed on for cleaning that stretch, including two Brownie Troops! It was really nice to see the community involved in something as important as this.

If you would like more information on how you can help out in future conservation projects please contact **Paul Shultz**, our Director of Conservation Programs.

Web Page Bytes

By Bob Cooper - Webmaster

A few things are happening, or soon will be, to the CFFU web page. First, the webmaster is going to add a new page. The page will be called "What's New," a page to help the frequent visitor find new and updated information without having to click through all the pages. The What's New page will show, for example, when new links have been added to the Links page, or when new photos have been added to the Photo Gallery page. Look for this page soon.

Recently, new CFFU member **Gregory Shaffer** sent me a message suggesting an e-mail link for the officers and directors, newsletter editor and webmaster. Since the Officers and Directors page is somewhat buried, this is a great suggestion. I will add a link from the CFFU home page directly to those Officers and Directors with e-mail addresses. Good for your use if you have a comment, suggestion, question regarding CFFU or any of our activities, classes, outings, or programs. Questions and suggestions, and light criticism are always welcome. E-mail the webmaster at rcooper@cwo.com.

At the April general meeting, President **Phil Greenlee** passed along a book called the "200 Best Flyfishing Web Sites." I have had an opportunity to glance at the book and it looks pretty good. We already have many of the suggested web sites listed in our links page. However, there are many others that are not yet shown. Some are not strictly fly fishing, but that should be ok. Speaking of links, a new link was added a week or so ago. It's titled "knots on the web" and has links to just about everything you might want to know about knots including knot theory and knot art. Did you know there was knot theory? Check it out. Many of the sites listed specialize in fishing knots. If you're not fishing, have fun surfing.

BUFF'S BARBER SHOP

3114 Fulton Avenue • Sacramento, CA

(916) 489-3789

Dave Hendrickson, Proprietor

CLEAR LAKE LARGEMOUTH BASS OUTING
by Bruce Bartholomew - Fishmeister

June's outing will be to Clear Lake on Saturday, June 5
Meet at 9:00 a.m. at my house in Lakeport

It is about a 2 hour drive from Sacramento to Lakeport. To get to Lakeport, take I-5 north to Highway 20 in Williams. Take Highway 20 west to Highway 53. Turn left on Highway 53 and go to Highway 29. Turn right on Highway 29; proceed to Lakeport. Take the first Lakeport exit, turning right. Turn left on South Main Street. Turn right into 1900 South Main. My house is #44. If you need to call me in Lakeport, my phone number there is (707) 263-5405. From my house we will branch out to different locations around the west and north sides of the lake.

If you want to spend the night in Lakeport, there are several motels in area. I would suggest the Skylark Motel or Anchorage Inn. For those who stay over, I will probably go fishing on Sunday, too.

Clear Lake calls itself the *Bass Capitol of the West*. Ten pound bass are not uncommon. Every year several bass in the eight pound plus class are taken on topwater lures. The water is always off color. Because of the watercolor and potential size of fish, an 8 pound tippet should be considered the minimum. If you are interested in carp fishing, I would recommend the large flat directly in front of my house. I can watch them rolling all morning.

Which brings us to the subject of getting out on the water. Boats or float tubes are required for this outing. Fishing should be along the structure at the edge of the lake. Flies need to be presented right at the edge of the tules. If your casts land three feet or more from the tules you are out of the strike zone. Fish the points and then the sides of the point. Don't try fishing back in the tules. The fish are right on the edge. Remember that shallow fish are feeding fish.

John Brittingham's tackle recommendations for Lake Berryessa also apply to Clear Lake. Crawfish patterns such as Burk's Craw or girdle bugs in crawfish colors are always appropriate. Gold Zonkers are excellent at imitating small bass. Rods should be sized to cast your flies. I prefer a seven weight rod, and use a 7 foot leader. If you would like more information give me a call at work 657-7621 or home 983-7719.

DE AUGUSTINI OUTING A BIG SUCCESS
by Jerry Kilbert - Outings Director

Glenn Yee did a great job as fishmeister on the mid-week (Wednesday, April 14) trip to the DeAugustini Ranch pond. It was a beautiful day and Glenn got us there with only one wrong turn. But, that was quickly corrected and we were ready to catch some fish.

But, what a bummer! On the way to the lake Mike Young's alternator broke down, but he made to the pond before any of us even entered the water. The next casualty happened when Dan Santos' float tube blew up. But, Jim Wright came to the rescue because he had a spare tube to loan to Dan. So, finally we all got in the water.

Tak Kato roamed the shores for the elusive black bass. The others, Rich Trimble, Jerry Kilbert, Glenn Yee and Hideo Okino all got into their float craft to get some fish. Of course, Sam Yee had to show us all how it was done. He had a great little boat in which he could stand up to cast. It slides right into the back of his

van. You've got to see it.

All right, all right, I suppose you want to know if we caught any fish. Well, the answer is yes! Several blue gills and some crappies were caught. But, mostly black bass were hauled in. It was said that Rich Trimble caught the biggest of the day. You'll have to check with him as to the number of pounds it actually weighed in at. One (un-named) member of the group caught 8 blue gill and 7 black bass. It was ridiculous how he kept yelling to make poor, old Sam Yee feel bad.

All in all, it was a great first attempt at a mid-week outing. Check out the next mid-week outing. It is a great reason to skip work for the day or to enjoy your retirement.



CASTING TIPS & TRICKS
by Jason Borger - courtesy FFF Clubwire

Shooting line after the forward cast is a skill most fly fishers are familiar with. However, it's also possible to shoot line after the backcast (Double Shooting, as I refer to it), allowing an angler to greatly increase his or her presentation efficiency.

Since the forward cast and backcast share the same elements of energy transfer, there is no difference between the two in terms of the timing required to shoot line. However, to limit the amount of line being shot on the backcast and or to get the line under control in order to make a forward cast, the line needs to be shot through your line hand.

The simplest way to achieve such control is the O-Ring method. When it comes time to release line, make an O-Ring with the thumb and forefinger of your line hand and allow the line to shoot through the space. When it comes time to check the line or prepare for the forward cast, simply close your hand and you're ready to go.

The best way to initially practice Double Shooting is to cast sidearm with your body turned so you can watch the backcast. Practice releasing line and catching it again with the O-Ring method, then try tipping the rod back at various angles to see the differences the angles make in shoot-ability. Finally, tip the rod to the overhead position and practice your timing so the line doesn't fall too far behind you. It won't take long before you're Double Shooting!

(Jason Borger, the Club-Wire's new casting columnist, was the 'Shadow Caster' in 'A River Runs Through It' and is Editor of the *Tailing Loop*, the publication of the FFF's Casting Instructor Certification Program.)



CFFU member Dave Sylstra poses with Doug Swisher as Doug autographs his book at the 1999 Annual Dinner (Frank Yamanaka photo)

FLY TIER'S EXCHANGE
by Tim Au-Young - Co-Chair

As Co-Chair of the Fly Tier's Exchange, I would like for all of you "in the closet" tiers to "come out!" As a relatively new tier of two years, I have discovered all you need is a little time, some friendly advise and direction and an open mind. Two years ago, I didn't know the difference between vises, the endless number of fly variations and the camaraderie of future tier's wisdom experience. I now have my third vise, have outgrown my "original" way of storing materials based on flies that I have tied and have generated some mighty fine friendships. You can always start a conversation about tying talking about one of the most widely used, widely fished and under-estimated flies, the wooly bugger. So, I encourage all of you that tie, please add to the depth of the this part of the club!

Beginning tiers now are in the process of getting ready to start t a new class in May. The price is a very nominal \$20 that pays for all of the materials; plus the club will provide you with a vise to use! Very few tools will be needed, in fact, the club provides everything that you will need except your time. **John Turner**, the instructor, will guide you along a path that will provide future hours of endless enjoyment.

If you are a beginner, come by the Fly Exchange table and talk to one of us for information. If you are more on the experienced side, please participate and share your expertise, wisdom and talent with all of the rest us. The Fly Tier's Exchange is like cooking spaghetti, there really are no rules for doing something only one way. The way that the exchange works is that you tie 12 flies of your choice. You then exchange the flies tied by other club members, depending on how many tiers participate. Tie at your leisure, tie your choice, just tie! Right, **Charlie Costner?** I would like to say that two years ago, **Glenn Yee, Jim Wright** and I were in CFFU's Beginning Fly Tying Class. That just goes to prove that you can lead a horse to water and make him drink. We each enjoy tying for the Fly Tier's Exchange.

April's tiers included and tied the following patterns:

Dave Elmore tied a SUSPENDER MIDGE, size #16, with brown thread, clear on white (package wrap) for the tail and head, peacock herl for the thorax and pearl flashabou over brown thread for the abdomen.

Glenn Yee tied a CADDIS EMERGER, size #16, brown thread, with the tail and wing grizzly hackle, with the body dubbed with olive yarn.

Jim Wright tied the GREEN BUTT SKUNK, ALSO IN RED, on a size #10 Mustad 36890, black thread, wing of white calf tail and crystal flash, tail of red hackle fibers, the "butt" of glo-bright fluorescent green and fire orange, body of black chenille, ribbed with fine silver tinsel and black schlappen feathers for the hackle.

Tim Au-Young tied a ROCKCOD DRAGON, on a Tiemco 800S - 3/0, thread of Danville red, tail of ocean green flashabou, holographic flashabou, and variant - green rabbit strips, eyes - Umpqua red extra large tied over with opal red chenille, legs of glo in the dark flashabou, and the weed guard was #100 lb. monofilament.

GO TIE ONE ON!

FLY PATTERN OF THE MONTH

DOUBLEBACK HARE'S EAR NYMPH
re: California Fly Fisher, April 1998


Hook: TMC 200R, sizes 8 - 22
Tag & Ribbing: Krystal Flash, pearl
Tail: Coastal deer hair
Dubbing: Hare's ear dubbing, light or dark
Wing Case: Dark mottled turkey tail

Tying instructions:


1. Fix hook in vise, lay thread from behind the eye to above the tip of the hook. Tie in one strand of Krystal Flash, wrap about 6 turns down the bend of the hook and back over itself, then tie down. Coat this with Flexament or head cement, and do not trim Krystal Flash as it will be used for the ribbing.
2. Stack and tie in a small bunch of deer hair.
3. Dub a tapered body of light and dark hare's ear. End the abdomen a wrap or two ahead of the mid point of the hook. Rib the body with the Krystal Flash in evenly spaced turns, tie off and trim.
4. Dub a shaggy thorax forward to approximately one hook eye behind the eye of the hook. About 50 % thicker the thorax should be than the abdomen.
5. Using Dave's Flexament or equivalent, coat the dull side of a slim strip of turkey tail. Regular head cement will not work, and for getting a rhythm tying this pattern, it is suggested that you prepare wing cases in advance. Use of wax paper for them to dry on is helpful.
6. Tie in with dull side "up", move thread forward, leaving half of wing case over eye of the hook, and the other half laying back over the thorax and tail. Fold front half over the back half and trim so it covers only the thorax.
7. Pinch the two halves together so they form an inverted "V" over the thorax. Lift slightly and cut a 45 degree angle that goes toward the rear. Form head, whip finish, and cement.



illustration by Barry Glickman



LAKEVIEW TERRACE RESORT
ON LEWISTON LAKE
STAR ROUTE - BOX 250
LEWISTON, CA 96082
(916) 778-3803



TRAILER PARK AND CABINS

**HERB & VIRGINIA
VANDERWALL**

**BEN & BETTY
VANDENBERG**

REFLECTIONS OF 1999 ANNUAL DINNER
by Frank Yamanaka - Photographer



At left, Brenda Martinez and her father get a moment to chat with evening speaker, Doug Swisher. Below, Doug demonstrates casting techniques to club members during a windy afternoon program.



Sandy Moura was the winner of the \$500 shopping spree donated by Kiene's Fly Shop. Watch next month's On The Fly for more about our generous donors.



Grant and Sharon Lynes take a well-deserved, relaxing break during the evening events after working hard to sell raffle tickets and promote bids at the silent auction. Next month, see pictures and a story by the President about the several awards made during the evening.

Fly Fishing Specialties

6412 Tupelo Dr Ste C
Citrus Heights, CA 95621
(916) 722-1055 Fax (916) 722-1055




One of our students, Peter Rice, landed this beautiful 21" Putah Creek Rainbow at our January nymphing clinic.

AMERICAN FLY FISHING CO.

3523 Fair Oaks Blvd. • Sacramento
(corner Fair Oaks Blvd. & Watt Ave.)

Complete schedule online:
www.americanfly.com

Or, call for our FREE CATALOG:
916/483-1222 • 800/410-1222



FLY TYING NOTES
from Charlie Costner

Griffin Parachute Tool
simplify the tying of parachute patterns
improved quality of your flies
check it out at
American Fly Fishing

TOOL WANTED


"Vice Device"
item no longer made but I
am looking for one.
If you have one or know where to
find, call me
(B) 485-5274

CALENDAR OF EVENTS

<u>DATE</u>	<u>EVENT/ACTIVITY</u>	<u>TIME</u>	<u>LOCATION</u>	<u>HOST/SPEAKER</u>
Apr 28- May 2	Mammoth Ski & Fish	TBA	Condo #481	Wright/Morrison
May 4	Monthly Meeting Program: Shad & Stripers on a Fly	7:00 p.m.	YLI Clubhouse	Dave Simmons
May 5	Board Meeting	6:30 p.m.	Northminster Presbyterian	Phil Greenlee
May 9	Mother's Day!			
May 15	Shad outing	TBA	American River	Phil Greenlee
May 20	Tech Thursday	6:30 p.m.	Northminster Presbyterian	Buff Hendrickson
Jun 1	Monthly Meeting Program: Dept of Fish & Game	7:00 p.m.	YLI Clubhouse	Hewitt Smith
Jun 2	Board Meeting	6:30 p.m.	Northminster Presbyterian	Phil Greenlee
Jun 12	Clear lake outing	9:00 a.m.	Lakeport	Bruce Bartholomew
Jun 17	Tech Thursday	6:30 p.m.	Northminster Presbyterian	Buff Hendrickson
Jun 20	Father's Day!			



CALIFORNIA FLY FISHERS, UNLIMITED
P.O. BOX 162997
SACRAMENTO CA 95816



FIRST CLASS MAIL

In This Issue

Golden Gate Casting Club - pg 1
It's Shad Time Again! - pg 2
New Member Bio's - pg 3
Web Page Bytes - pg 4
Clear Lake outing - pg 5
Doubleback Hare's Ear - pg 6
Fly Tier's Exchange - pg 6
Annual Dinner Pics - pg 7
CFFU HOME PAGE
<http://www.cwo.com/~cffu>

family 1993 date expires: 12/31/99

David & Susan Sylstra
4536 Chicago Avenue
Fair Oaks CA 95628

