

# On the Fly

Official Newsletter of California Fly Fishers Unlimited, a 501c(3) Non-profit - September 2018



## Contents

- Pg. Features**
- 2. Calendar
  - 2. Sept. Speaker
  - 3. Aug. Speaker
  - 4. Interview
  - 5. Aug. Social
  - 6. Postcard
  - 7. Big Catch
  - 8. Fish Derby
  - 9. The "Take"
  - 10. Fishing Offer
  - 11. New Members
  - 12. Go to Fly
  - 13. Outing - Yosemite
  - 14. Fly of Month
  - 16. CFFU Info.

## Bristol Bay

The land of many species of wild fish, stunning views, and lifetime memories!



Mike Williams with an Arctic Char, a member of the salmon family caught the first day on the Andy Penn trip to Bearclaw Lodge. Note the bug net over Mike's head. We will provide more information about the Char in the October issue of *On the Fly*.

### EDITOR'S NOTE

This is a limited edition due to our active travel and fishing schedule. The October issue will feature a complete Bristol Bay feature of the Andy Penn organized trip to Bearclaw Lodge near Dillingham, Alaska, information about the variety of fish caught on the trip and much more!

## CFFU Calendar - SEPTEMBER 2018

**DISCLAIMER: Dates on this calendar are subject to change. Check the CFFU website for the most up-to-date event schedules. [CFFU Calendar LINK](#)**

SEPTEMBER	EVENT	INFORMATION LINK
4	CFFU Board Meeting	<a href="#">Board Meeting Link</a>
4	General Meeting	<a href="#">General Meeting Link</a>
15	Hagen Park Fish Derby	<a href="#">Fish Derby Link</a>
20	<b>Tech Thursday:</b> TOPIC - Building Leaders	<a href="#">Tech Thursday Link</a>
21-23	<b>Outing:</b> Mammoth Lakes	<a href="#">Mammoth Outing</a>
26	<b>Social Night:</b> TOPIC - Indicator Fishing	<a href="#">Social Link</a>
28-30	Outing - Upper Sacramento	<a href="#">Upper Sacramento Outing</a>

### MARK YOUR CALENDAR - MAJOR EVENTS

October 13	President's Outing	<a href="#">President's Outing</a>
November 11	Annual Fundraising Dinner	<a href="#">Annual Dinner</a>

## September 2018 Speaker - Dennis Lee

### “California Fish Hatcheries – Pros and Cons”

A PowerPoint presentation exploring the positive and negative aspects of California fish hatcheries and their effect on salmon, steelhead and trout fisheries. The presentation covers the history of fish hatcheries, how fisheries science sheds light on the problems of past practices, and how new techniques help reduce detrimental effects of hatchery influence on wild fish populations.

Dennis retired from the California Department of Fish and Game in 2006 as a Supervising Fishery Biologist after 36 years managing California's inland and anadromous fisheries. He began his career 1970 as a Fish and Wildlife Assistant at the Nimbus Salmon and Steelhead Hatchery. Throughout his career he worked on various projects and programs including Russian River salmon and steelhead studies; North Coast fishery management including timber harvest plan review, and anadromous stream surveys and fish population estimates;

[Continued on page 3](#)



**Dennis Lee on the Rogue River.**

## Dennis Lee - continued

Central Valley and Sierra Nevada fishery management, Klamath River Salmon and Steelhead Research Project Leader, Federal Aid in Sport Fish Restoration Program, and supervised staff for the Heritage and Wild Trout Program, Lake and Reservoir Project, and help initiate the Central Valley Anadromous Resource Assessment Project.

After retirement, Dennis was hired by the Department as a Retired Annuitant and responsible for the development and preparation of Chinook salmon and steelhead program Hatchery and Genetic Management Plans for Central Valley anadromous hatcheries. He is

currently a member of the Feather River, Nimbus, and Mokelumne River hatchery coordination teams and a member of the 2012 California Scientific Hatchery Review Group.

In 2015, after several years of research, writing, and editing, Dennis and his wife Wendy published "The Half-Pounder, A Steelhead Trout Life - History and Fly Fishing" a limited-edition book that includes 14 chapters, 240 pages and hundreds of full color photographs. Individual chapters cover the origin of half-pounder and steelhead names, evolution and distribution, life history and describes the geography and early

history of southern Oregon and northern California half-pounder rivers relating to anadromous fish. Information on run timing, speed of migration, and distribution helps ensure successful fishing. Chapters on half-pounder fly fishing tackle (both single and two-handed rods or covered), fly fishing presentations and methods, and color plates of over 150 historical and current half-pounder fly patterns are included. Copies are available to club members at a reduced price.

Dennis enjoys tying flies and fishing northern California and southern Oregon steelhead rivers. He and his wife Wendy live in Folsom, California.



---

## Thanks to August Speaker - Jeff Putnam

**By Trevor Segelke**

A special thanks to Jeff Putnam, long-time friend of CFFU. Jeff spoke at our August meeting to share his passion of fly fishing with two-handed rods. His presentation covered information on both spey and switch rods and the right fly lines for dead drifting and swinging flies for trout, steelhead and stripers. He covered basic swinging techniques with two-handed rods. Then, gave a local fishing report for the rest of the 2018 season indicating when and where to use the fishing techniques he covered. Jeff also led our August Tech Thursday. He presented information on "over lining" rods, plus varieties of fly lines and sink tips. After 30 minutes of information in the classroom we went outside for hands-on casting with a variety of rods, reels and lines. Jeff helped every participant improve their cast. Jeff is such an incredibly patient and talented casting instructor. If you would like to contact Jeff to arrange a casting lesson he can be reached at;

[www.jpflyfishing.com](http://www.jpflyfishing.com)



**Thanks to Jeff for donating an hour casting lesson for our Annual Dinner and Fundraiser!**



## Interview with Craig Williams

**By Laurie Banks**

Last year about 30 CFFU members attended the Upper Sac outing. Craig had just explained the Northern California method of short-line nymphing. He walked down the river to demonstrate and we all watched from the river's edge. He cast his line in the water followed the drift and BAM! He had a beautiful Rainbow on his line. We all looked at each other flabbergasted and I heard someone say, "Wow, I want to learn how to do that!"

**Laurie:** Your skill with short-line nymphing is so impressive. When did you become introduced to this technique?

**Craig:** After joining CFFU in 2008 John Daniels was fishmeister for an outing to Dunsmuir. I went to the short line nymphing clinic presented by Bill Carnazzo assisted by Ron Rabun. The key to this method is to practice so I went to 4 more of Bill's clinics and fished quite a bit with Ron Rabun. I first became aware of the Upper Sac by judging horse shows in the region.

**Laurie:** Ok, back up, what do you mean you were judging horses?

**Craig:** All my life I've been involved with horses, raising and breeding Quarter Horses and I have had the pleasure of judging many horse shows in the last 46 years.

**Laurie:** I know you have a son in New York and your grandson Logan lives close to you. Who else is in your family?

**Craig:** I am blessed with a wonderful fly fishing friendly wife, Kimberlie. I have two sons in New York, one of which is married and has two daughters. My third son lives in Oklahoma with his wife and four children and lastly, our daughter and a son-in-law with their four kids live on the same ranch with us.

**Laurie:** Have you been a rancher all your life?

**Craig:** I had a career in the commercial construction industry starting as a laborer advancing into carpentry then



**Craig Williams with a monster Putah Creek rainbow trout.**

managing. I worked in the medical field for 12 years, initiated by my time as an OR Tech in the Navy and a tour as a Marine Corpsman in Vietnam, then I retired after eight years with Kaiser as a superintendent.

**Laurie:** Have you been fishing a long time?

**Craig:** I grew up hunting and fishing starting with my grandfather at age six on his ranch in the Santa Cruz Mountains. I started fly fishing in 1972 on a pristine remote stream close by and advancing to the Pit River when at that time dry flies got the job done. I spent many years hunting pheasants, quail, ducks, and deer with fond memories of times training my bird dogs.

**Laurie:** I heard a rumor that you call ducks.

**Craig:** When trying to teach myself to call ducks my ability took a big leap when a friend who was a pro caller on the Conway Ranch took me under his wing. As my calling improved so did the invitations to hunt some very nice clubs.

**Laurie:** You are retired, but I imagine you keep busy with all sorts of things.

**Craig:** I help here on the ranch and my grandkids keep me going. Besides CFFU, I take part with the Amador Fly Fishers as the program director. Also, I have been a volunteer with the California High School Rodeo Association producing a three day rodeo annually here in Plymouth for the last 21 years.

**Laurie:** Along with being the fishmeister of the Upper Sac Outing coming up on September 28-30 you are also going to show members how to make their own short-line nymphing leaders at the September 20th Tech Thursday.

**Craig:** That's correct.

**Laurie:** I like to ask my interviewees what their favorite fly is. If you could only use one fly which one would you choose?

**Craig:** Because it seems to work so well in many streams in the country, I would pick the Bird's Nest.

**Laurie:** You have been very successful fishing Putah Creek. Will you share some of your secrets?

[continued on page 5](#)

## Interview with Craig Williams - Continued

**Craig:** I discovered on my own that a finer tippet (6X) pays off. Putah Creek gets a lot of traffic so the tippets and the flies can be good options to interchange. Recently I found the Gordon Prince works surprisingly well. The San Juan worm and many other smaller nymphs have shown to be good options.

**Laurie:** You land those monster Rainbows on 6x!!

**Craig:** It can be done if you have room to handle them, but it's easier on 4X and 5X.

**Laurie:** Each year for our annual dinner/

fundraiser you volunteer to take the lucky auction winner to Putah Creek to show them where and how to fish it. Will you volunteer to do that again this year?

**Craig:** Yes, of course

**Laurie:** Can you share with our readers a memorable fishing experience you've had?

**Craig:** Funny enough the most memorable experience had was an interesting combination of excitement and pain. Before I knew about the Big Fish Program in Dunsmuir, I caught this huge rainbow (as long as my net and handle together).

It gave me such a time landing it that all I could hope for was that the endeavor would end soon because of the painful arthritis in my hands and wrist.

**Laurie:** That's the kind of pain we all wish we could experience! Thanks to Craig for spending time with me for this interview.

**Note to readers:** *The Upper Sac outing is very popular among CFFU members. Craig does an excellent job teaching the subsurface short-line technique. More information is available on our website.*

[Upper Sac LINK](#)

---

## From the August Social - Forrest Oldham



**By Meloney Welborn**

For the August Social, Forrest Oldham gave us a great lesson in line mending on the American River. Many of us practiced old and new methods. New member Maricela took an extra minute to catch a good sized fish. It was the only fish caught from either side of the river so kudos to Mari! We followed the mending lesson with dinner at Perko's and great talks ensued. Thanks Forrest! You really are an artist with a line and we appreciate it!





## POSTCARD from British Columbia



### ***By Loren Kristunas***


We were fly fishing on the Birkenhead River, which is about 30 minutes north of Whistler. It was a beautiful area. Our fishing guide was Brad Knowles with Pemberton Fishfinder. We found him online. He took us on an amazing walk and wade, and set us up with waders and gear. We went walking through streams and up hills for quite a while to get to a beautiful river; we were all alone with no people in sight. Bring your wading sticks, you'll need them! The footing got precarious and the current is strong. We were fishing for trout. Not a lot of fish were caught that day as it was between seasons, and we're still learning, but I caught a Rainbow, and Bob ended up catching a Rocky Mountain Whitefish, which Brad said was unusual for that area. Tons of fun.



[Tackle Shop Website Link](http://www.TheTackleShop.com)



## OUTSTANDING Catch & Photo - Sam Yee




This Sam Yee image shows an outstanding catch by Joe Bania and a FANTASTIC photographic technique that shows the fish and the angler. Can we expect a Fishing Selfie with Joe, Sam and the fish? Hope so!!! Thanks Sam.

**Please Support our Donors!**

[Link to Kiene's website](#)



[Link to Larry Lee's website](#)





## UPCOMING Hagan Community Park Fish Derby - September 15th



### **By Tim Au Young**

This event is provided as a community service for people with disabilities to come outdoors and experience the activity of fishing for a half day. Any resident in the County of Sacramento who is disabled, mentally or physically, is invited to attend the fish derby. This annual event will be held Saturday, September 15 from 9 AM to 1 PM at Hagan Community Park, Rancho Cordova.

CFFU volunteers arrive at 8 AM to rig the closed faced spinning rod outfits. CFFU provide 30 plus volunteers to assist in sharing catch and release (the participants decide whether they wish to keep their fish), general fishing safety, regulations, how to bait the hooks, how to cast, and any other fishing related answers to any questions about fishing.

If you have not fed your soul, you are

cordially invited to share some of the blessed activities that we, as fly fisher people, can take for granted. If you can help assist a disabled individual fish, please sign up at the September General Meeting or email me:

[auyoungt@comcast.net](mailto:auyoungt@comcast.net)

For additional information: [Go HERE](#)

---

[Link to Fly Fishing Specialties Website](#)



**FLY FISHING SPECIALTIES**  
*Wild Rivers to Blue Waters*

6360 Tupelo Drive, Citrus Heights, CA 95621



## On the “Take” - Ken Giesser

The mere mention of this phrase may conjure up images of political malfeasance, corporate corruption, or possibly the Academy Award nominated motion picture *Serpico*, starring Al Pacino. Those images, however, are not what I think of when I hear these words. As an angler, I'm thinking of the grab, the eat, and yes, “the take” or whatever else you might want to call it.

The American Heritage Dictionary defines an angler as a fisherman who uses a hook but also defines an angler as a scheming person, which I think is appropriate. The same dictionary goes on to define “take” as “to get into one's possession by force, skill or artifice”, further defining artifice as a “crafty device used to deceive and trick.” Sounds like an artificial fly to me. Anyway, “the take” is the main reason I fish and if I were to make up my own dictionary, you would find a definition describing the moment of the take as being the single most important part of the fly fishing experience, usually resulting in a hookup. Don't get me wrong, I believe strongly in the notion that fly fishing is a “sum of the parts” sport, adding up to a truly outstanding outdoor activity, but if forced to choose one thing as being the most significant, I would have to go with the take. You may not share this viewpoint, but I think the subject is worthy of discussion and maybe even a little debate?

The take, for me, is the precise moment in time when all is right with my fly fishing and the universe for that matter. I've made my presentation and in that instant feel a rewarding sense of satisfaction in my casting, fly selection, ability to read water and my connection to it. I've heard other fly fishers describe it this way... “I like to feel the grab!” or “I love to see them come up and get it!” The take can be as simple as a fist bump or an all out handshake. It can be an eye popping surprise or a disappointing refusal. It can be as jarring as an electrical shock or as subtle as “What was that?” The goal of every fly fisher should be



to advance from “What was that?” to “That was that!”

I think to fully understand the take, you have to embrace the predatory nature of fishing. Gary Borger does an excellent program in which he compares fishing to hunting and doesn't differentiate between the two. Kudos to Gary, and I agree with him almost completely. I use the word almost, because while I too believe that most competent fly fishers have developed and honed their predatory skills, in the end they must also become trappers. The spear fisher and bow fisher are truly hunting all the way, but the fly fisher after getting into position, must then set a trap to entice a grab. It's complicated yet simple. When I hear people say “Fish fear me”, I have to assume they don't catch many. Isn't the goal to entice, lure, or even agitate a fish

into grabbing, not scaring it off? “Fish fear me” is actually a fishing version of an oxymoron.

I hear fly fishers say “I had one on and it got away” or “I had one on but I lost it.” What did they really lose? If the aim was to release it anyway, and unless they wanted to take a photograph or actually keep the fish, didn't they win the game at the moment of the take? They may have conquered at the moment of the net but that's the only difference. LDR (long distance release) can sometimes be a beautiful thing. It gets you back in the game faster. The late Mel Krieger used to describe catch and release fly fishing as a “noble thing” and I agree, but there is a caveat. As fun as it is to fight a fish, every effort should be made to keep

[continued on page 10](#)

## On the “Take” - Continued

it short for the fish’s sake. When I’m Shad fishing on the American, I can hardly wait for the next hookup. As soon as one jumps on the bus I play it for about 30 seconds, position my rod upstream of my shoulder, grab the line, tuck the rod under my arm and handline it in, almost hoping it comes unbuttoned in the process, thus allowing me to quickly make my next cast and feel the take again. The take is what’s intoxicating. That first tug is the drug and the swing is the thing, so to speak...exhilarating stuff and in our own backyard!


Steelhead fishers may make hundreds of casts between takes. A tight line grab on a wet fly swing is their version of Nirvana and it just goes to show how

strong the power of this conviction can be for some. The same can be said for a skated, waking dry and the ensuing top water hookup. A hero shot maybe in order, but you better believe the thing that brings them back is the memory of that take.

A Bluegill or Bass grab on a tight line strip or topwater twitch is also thrilling and what about a Striper chasing down a fast stripped Deceiver?

Dry fly fishing for Trout is a primal visual take and for some, as good as it gets. When I'm fishing the Lower Ruby River in Montana and the PMD's start coming off, I immediately strip off all nymphs, split shot, and indicators, switching quickly to Drys for the sake of “the take.”

And in all fairness to the indicator guys (who, by the way, have more patience than I do), a take with the help of an indicator is also a visually exciting way to fish. It's not uncommon to hear profanity after an indicator moves and a take is missed and likewise, when an indicator goes down and the line tightens, you'll often hear a shout like, “There it is, baby!”

All takes are good and memorable unless you haven't had one for a while. Sometimes when I'm fishing with my grandson Matthew and it's been slow, I'll ask him to remind me of what a grab feels like? He'll respond by saying, “Papa, I don't remember. I just know it's always a surprise!” 

---

## BIG Fishing Offer - Trinity River

### **By Forrest Oldham**

I offer a day fishing the Trinity River on a drift boat to a newer CFFU Club Member with the following requirements:

- 1) Must be available for the whole day October 1 and perhaps October 2 for a bonus fish excursion.
- 2) Must be a member that has joined less than three years ago.
- 3) Depending on the number of those responding to this offer, may need to win a casting accuracy contest to select the final winner.
- 4) I request considering the payment of a “tip” for the guide.
- 5) Other costs for meals and incidentals may be incurred.

This is a trip with a Redding area guide that lost his house to the recent fire and promises to be a good trip. We may, depending on timing, have to establish a time to gather to do the casting contest, if it cannot be done at the next meeting.



**The Trinity River can be gorgeous in the Fall. This generous offer from Forrest Oldham can have additional benefits including casting instruction, great scenery and possibly a super fishing experience.**

**If interested:**

**Please contact Forrest at (530) 723-4341**



## August New Members Meeting



Meet some of our newest CFFU'ers who attended the August New Member Meeting. Left to right- Maricela Salazar, Colleen and Larry Riley, Sally Regan, Nancy Gould and Michele Ewing.

**“Of the 376 members, 72 are women.”**

**Note from Laurie Banks:** This may be a first! Female new members outnumbered the men. I'm always so pleased to see women joining CFFU. Sheila provided me with the latest membership statistics. Of the 376 members, 72 are women. That's 19% or approximately one-fifth of our membership. Kudos to CFFU members for making our female members feel so welcome.

**VALERIE ADAMS**  
Insurance Agency  
7932 Sunset Avenue, Ste G  
Fair Oaks, CA 95628

**Valerie Adams**  
Lic #0715432  
Bus: (916) 961-3436 Fax: (916) 961-3497  
vadamsinsurance@yahoo.com

**LIFE-AUTO-HOME-COMM'L-MEDICAL**

[Val Adams Website Link](#)

## My Go-to Fly - Wobbling Foam Diver

**By Sam Yee**

Kevin Doran was the “go-to” Delta Bass guide a few years back. I was fortunate to fish with him a few times before he retired. One of Kevin's favorite flies is the Dalhberg Diver a deer hair popper that had a collar to dive, throw water and make lots of noise. Deer hair poppers are high maintenance, it takes patience to tie in all those bunches of deer hair and it when you fish them for more than a few minutes, they start to sink and need more floatant.

Kevin explained to us that he liked the noise it made, a loud pop with you stripped and dipped the rod tip. He liked the bubbles it made showing the way the fly traveled. He also liked the way the fly dives under the surface and swims like a frog.

My foam diver had the collar to pop and bubble and it has the diving lip that wobbles when retrieved on a smooth long strip. It make the noise, bubbles, dives and it does not require floatant to stay on top. It's not pretty but it is a lot faster to tie and it floats better. After fishing it for the last 4 years, I have made some improvements, Bucktail covers the point to make it semi-weedless, Marabou has



its own motion even when standing still, Bunny strip also has its own motion. The grizzly hackle stands out like frog legs and compresses when pulled, adding another dimension of movement. The 3x long hook hooks better since it is farther from the foam which interferes with hooking some fish. I try to keep the hook the right size, not too small that it misses hookups and not too big to catch all the weeds and branches. The 3 mm

foam really floats the fly better than 2 mm foam so the fly pops better and stays up. The foam color does not seem to make much difference other than it is easier for you to see and track the fly. The pink color was for the ladies fishing with me. Thanks Kevin for sharing your knowledge, Thanks Ladies for giving me another go-to color for The Wobbling Foam Diver. It works and you helped me prove it.

---

[Link to Scribner Bend Website](#)



**Scribner Bend  
Vineyards is  
on the Delta!**



## Outings - Yosemite with Paul Wisheropp



Paul Wisheropp was the fishmeister for two outings to Yosemite in July. The first trip was held from July 17 to the 20th. Accompanying Paul were Bill Spaller, Ty Espinosa, Rosie Vasquez and Marna Ambroselli. The group fished Mine Creek, Shell Lake, Spillway Lake and the Dana Fork of the Tuolumne. The group caught double digit Brookies. The second day they were chased out by thunderstorms.

Both Nick Ciani and David Sheehy went on the July 26-29th trip with Paul. They fished the Dana Fork of the Tuolumne., Parker Pass Creek, Mine Creek and Shell Lake. Again, they caught double digit Brookies along with some Rainbows.



# Fly of the Month - Dolly Llama

**By Bob Bettati**

The DOLLY LLAMA was created by J.J. Pilgreen to imitate bait fish or a piece of fish flesh, to target steelhead. The Dolly Llama is an easy tie and is the number one fly for Alaska salmon, steelhead and large trout. It can also be tied in many color combinations such as: black/white, purple/pink etc, with black/ white being the most popular.







Materials	
<b>Main Hook (shank):</b>	Any large hook, this will be cut off at the upper bend of the hook
<b>Stinger Hook:</b>	Owner SSW Size 4
<b>Thread:</b>	Uni 6/0
<b>Head:</b>	Cone. Any color. Silver was used
<b>Stinger Body:</b>	Black rabbit zonker strip
<b>Stinger Under Body</b>	White rabbit zonker strip
<b>Lateral Line:</b>	Pearl Lateral Line Scale (Large mylar strip)
<b>Articulated Connector:</b>	30# power pro doubled thru the cone and eye of the hook.

## Dolly Llama

STEP	IMAGE	TYING INSTRUCTIONS
1.		1. Place the trailer hook in the vice and start the thread.
2.		2. Place a 6 inch piece of black zonker strip on top of the hook and secure with thread and tie off at the eye of the hook.
3.		3. Take a piece of power pro (fire wire, intruder wire, etc), fold in half and loop through the eye of the hook (loop to loop). Remove and set aside.



## Dolly Llama

STEP	IMAGE	TYING INSTRUCTIONS
4.		<p>4. Slice a cone head over the shank of the main hook and place in the vise, start the thread and wrap to the bend in the hook.</p>
5.		<p>5. Now take the stinger hook and lay the power pro on top of the shank, lash the power pro down and thread through the cone head and through the eye of the hook on the under side of the hook and secure .</p>
6.		<p>6. Now pull the zonker strip at the rear of the shank above the barb and tie in the zonker strip from the stinger hook. Leave the zonker strip a little loose.</p>
7.		<p>7. Wrap the zonker strip around the shank of the hook and whip finish behind the cone.</p>
8.		<p>8. Take a strip of white zonker strip about 3/4 the length on the black zonker on the under side and whip finish.</p>
9.		<p>9. Tie in a lateral line on each side of the body and whip finish. <b>DONE</b></p>

### **CFFU Club Meetings**

First Tuesday of each month.

Richard Conzelmann Community Center ([PDF Map Link](#))  
2201 Cottage Way, Sac., CA 95825

#### **General Meeting Schedule:**

6:15 p.m.: Fly Tying Demo

7:00 p.m.: Program Presentation

8:00 p.m.: Club Information

### **CFFU Membership**

**New Member:** Individual: \$40.00

**New Member:** Family: \$55.00

(Includes spouse and children under 18 years old.)

**New Member:** Junior: \$25.00 (Under 18 years old)

**New Membership Dues:**

(Includes \$10 initiation fee.)

After September 1, annual fees are pro-rated through December 31.

**JOIN CFFU: Membership Form:** ([PDF Link](#))

**CFFU RENEW Membership Online:** ([PDF Link](#))

### **CFFU Board of Directors**

Please visit the CFFU Website for information about the Officers, Directors and Club Committee Leaders

[LINK to CFFU Leaders](#)

#### **Newsletter Editorial Staff**

Editor: Ken W. Davis

[ken@creekman.com](mailto:ken@creekman.com)

Assistant Editor: Laurie Banks

[laurie@creekchick.com](mailto:laurie@creekchick.com)

#### **Newsletter Submissions**

All submissions, images and other material are due by the 25th of the month. The Newsletter Editor reserves the right to reject any article or image that does not meet the Editorial Guidelines.

#### **Copyright Notice**

All images in this newsletter are copyrighted and cannot be used without permission of the photographer.

#### **Banner Image**

Bristol Bay. Bearclaw Lodge on the bank of Lake Aleknagik. Accessible only by watercraft or float plane.

Ken Davis, Editor  
California Fly Fishers Unlimited  
*on the Fly* Newsletter  
2443 Fair Oaks Blvd. # 209  
Sacramento, Ca 95825