



## Contents

### Pg. Features

- 2 Calendar
- 4 May Speaker
- 5 Big Catch
- 6 On the Road
- 9 Interview
- 11 Tech Thurs.
- 12 In the NEWS
- 13 101 Class
- 14 Mentor Outing
- 14 "Go to" Fly
- 15 Annual BBQ
- 15 Congrats.
- 16 Haiku-Flyku
- 16 Casual Corner
- 17 Conservation
- 18 Vintage Fly
- 19 Fly Tyers Exch.
- 20 Fly of Month
- 22 CFFU Info

## The History of Shad in California

*By Ken W. Davis*

American Shad are not native to California. For eons American Shad migrated at sea only along the East Coast of North America. The California Board of Fish Commissioners (the forerunner of the modern day Fish and Game Commission) was established to provide for the restoration and preservation of fish in California waters. They contacted Mr. Seth Green who was not a biologist, but a fish culturist and owner of the Hudson River Hatchery. Their request? Bring Shad to California.

Mr. Green knew his attempt to move fish across the nation was considered hopeless by the world's top scientists. In



**Jordan Clegg's first Shad on a fly during the CFFU Tech Thursday Clinic. Photo by Joe Punla.**

a bold gamble June, 1871, Green collected twelve thousand young Shad that had been hatched the night before, placed them in four eight-gallon milk cans and headed west on the recently completed Transcontinental Railroad.

[Continued on page 3](#)

## June 2018 Speaker - Ken Hanley


***Program: Fishing for Bass***  
***By Trevor Segelke***

Our June General Meeting speaker is Ken Hanley. He will be doing a presentation on bass fishing.

Ken's been a fly fishing ambassador since the early 70's. As a guide and instructor, he's worked with thousands of students in the field. He was inducted into the FFFI Hall of Fame (NCC Chapter) in 2005.

He's the author of seven fly fishing books. He also writes and photographs for both international and regional publications in the outdoor industry. In addition, his outreach


[Continued on page 2](#)



## Program: Fishing for Bass - CONTINUED from Page 1

to audiences includes videos celebrating both saltwater & freshwater adventures. Ken's extensive field experience spans the globe; from the highest peaks in

Tibet and the Himalaya, to the remote wilderness regions of Asia, New Zealand, Mexico, Europe, and North America. He's on Pro Staff with the following

sponsors; Sage Instructor, Simms, Rio Products Intl, Daiichi, Renzetti, Dr. Slick, Hatch, and Patagonia. 

### Memo from the President - Dave Lentz



### Demonstration Tyer for June - Christie Roberts

Join us at 6:15 P.M. before the June General Meeting to watch Christie Roberts tie a **Spasmodium 235**, a Shad fly.

### CFFU Calendar - JUNE 2018

**DISCLAIMER:** Dates on this calendar are subject to change. Check the CFFU website for the most up-to-date event schedules. [CFFU Calendar LINK](#)

JUNE	EVENT	INFORMATION LINK
2 & 3	YUBA RIVER Outing	<a href="#">Yuba Outing Link</a>
5	Board Meeting	<a href="#">Board Meeting Link</a>
5	General Meeting	<a href="#">General Meeting Link</a>
9	FULLER LAKE Outing	<a href="#">Fuller Lake Outing Link</a>
15 - 17	TRUCKEE AREA Outing	<a href="#">Truckee River Link</a>
21	Tech Thursday - Summer Fly Fishing Techniques	<a href="#">Tech Thursday Link</a>
27	Social: Technique - Swinging Flies	<a href="#">Social Link</a>

### MARK YOUR CALENDAR - MAJOR EVENTS

October 13	President's Outing	<a href="#">President's Outing</a>
November 11	Annual Fundraising Dinner	<a href="#">Annual Dinner</a>

## Shad in California - Continued



**Seth Green, the father of fish culture in the U.S.**

He stopped to freshen the water at the Genesee River, Lake Erie, and somewhere in Toledo. When he arrived in Chicago about 72 hours later, he commented on the water,

*“Here I first tried the water from the city water-works, but found there was too much oil in it; so I went to the lake. Having tasted the water and found that it would answer, I put two hundred fish in Lake Michigan, and with cans newly filled for California.”*

The continuing trip was fraught with water issues, stopping along the Green and Humbolt rivers, among others. On June 26, 1871 after a seven-day trip, he

arrived in Sacramento and took about ten-thousand young Shad two hundred and seventy miles north of Sacramento and deposited them in the Sacramento River.

Livingston Stone, a good friend of Seth Green, continued to orchestrate the translocation of aquatic species from the East Coast to California. Under the direction of the California State Commissioners, he was instructed

*“...to bring to California a car load of the best varieties of the fishes of the Atlantic slope.”*


The species and numbers were left to Stone’s discretion and included bass, catfish, yellow perch, glass-eyed pike, horn pouts, brook trout, silver eels, a barrel of oysters and forty-one spawning lobsters. On the sixth day of the transcontinental trip to California the aquarium car (outfitted to carry the aquatic animals) the train engine, and tender broke a trestle bridge over the Elkhorn River near Omaha and ended up falling into swiftly flowing twenty-foot deep water. The contents of the aquarium car were a total loss to California, every fish escaped into the river.

On June 23, 1873, Stone tried again and left New York with 40,000 live Shad. He left 5,000 Shad in the Great Salt Lake and continued with 35,000. On July 2nd, he deposited them in the Sacramento River at Tehama.

By 1879, a commercial fishery had de-

veloped, much of the catch was canned. In 1957, the inland commercial fishery was banned mainly to protect striped bass accidentally caught in the gill nets.

The fishery authorities were surprised when the Shad migrated north up the Pacific Coast. By the 1880s the migrating Shad established a population in the Columbia River 600 miles north of Sacramento. Angry Salmon fishermen caught the Shad in their nets and threw them on shore to rot. Scientists sent Shad specimens to the National Museum in Washington, D.C. See image below.



**Livingston Stone, circa 1905**

**Note: Livingstone Stone also established the Baird Hatchery on the Mc Cloud River. In 1872 he was commissioned to ship more than a million Salmon eggs to the East Coast.**

## 138 year-old Shad preserved at the Smithsonian Museum

Image of a 138-year-old American Shad specimen that ichthyologist David Starr Jordan collected in the Columbia River in 1880 and sent to the Smithsonian. Shad migrated north from the Sacramento River and colonized the Columbia River creating a dynamic fishery.



## May's Speaker - John Way

### By Trevor Segelke

Our speaker for the CFFU May General Meeting was John Way. John graciously traveled from Ennis, Montana to share his knowledge and expertise of Montana fishing. He detailed where to go fishing in Montana from month to month through-

out the year, starting in April and ending when winter begins. Mr. Way reviewed different river conditions and locations throughout Montana. We also were exposed to the seasons of Montana, what hatches occur during each part of the year, and the variety of fish.

I would like to extend my personal thanks to John Way for making such a long trip to share with CFFU his knowledge and experience for fishing Montana.



## Madison River - A Short Walk from the Tackle Shop



Lose your fly box? You can walk to the Tackle Shop from the Madison River and buy lots of flies.

## Tired of Fishing? Visit Montana's Ghost Towns

If you want a day off from catching Montana's great trout, visit the ghost towns of Virginia City and Nevada City. They are a short drive from Ennis and are well worth an afternoon visit. Drive to Boot Hill and speculate why Jack Gallager, George Lane, and Frank Parish were hanged.



## Outstanding Catch - Andy Penn



On May 9th I booked a five day Stuart, Florida fly fishing trip. We fished the Atlantic Ocean by Florida, mangrove lagoons and the river. I caught Blue fish, Snook, False Albacore and Jack Caravel. This Jack was 42lbs. of dynamite; the strongest fish I've ever caught. It kicked my butt and I almost lost it to a 10' shark at the boat. I used a 12 wt. floating line with a large popper. The guide was great; I stayed with stayed with him and his wife at their home. All together the 5 day trip including the guided boat, gear and meals was \$1800. 🐟



**FLY FISHING SPECIALTIES**  
*Wild Rivers to Blue Waters*

6360 Tupelo Drive, Citrus Heights, CA 95621

[Link to Fly Fishing Specialties Website](#)

## On the Road: Connecticut and New York

*By Craig Williams*



On May 17, we trekked north from New York to an exclusive fly fishing destination, the Legends B&B on Connecticut's Farmington River. My two sons, seven others, and I were able to occupy the whole lodge.

After four days fishing in Connecticut we headed back to New York, but that didn't end our fishing. We went out to Long Island's Connetquot River where my son Carson landed another Brown short-line nymphing.



[Continued on page 7](#)

## On the Road: Connecticut and New York




**There were many nice Browns caught and this one, in particular, fell victim to my fly presented by short-line nymphing.**


**The Farmington River is right behind the Lodge. It provided dry fly opportunities to many, many rising fish. While my son and I were mid-stream casting to rising fish we had a visitor.**

[Continued on page 8](#)

## On the Road with Craig Williams



**On other days we were challenged by rising wild Brook Trout on the Carmans River twenty minutes from the Hamptons. Here my son is casting to wild Brookies on the Carmans.**



**My sons showed me a great time fishing and topped it off with a New York pizza party in my son Brandon's Manhattan apartment overlooking the East River. I am looking forward to next year and the reservations are already made.**



## Interview with Ken W. Davis

**By Laurie Banks**

I'm riding "shotgun" in Ken's Tacoma and we are driving to Butte Creek. Ken wants to photograph the spring-run Salmon. I think he's also hoping to get another picture of the big cinnamon-colored black bear we saw last year.

**Laurie:** You agreed to do this interview primarily so you could get information to club members about the newsletter. How can CFFU members help?

**Ken:** Making the newsletter more media heavy is important to me. I'm really hoping to get club members to send in their photos and stories. As a photographer, I'm primarily a visual guy. Clubs become more interesting when people share their experiences. Everybody has a go-to fly, a fishing story, a nice travel photo. I like people stories. I hope more members will start sending us articles and their ideas. They don't have to worry about grammar, or photo quality, we can work with it. Members will be going on fishing trips this summer. I hope they send us some photos and write a short story like Craig Williams did in this month's "On the Road" feature. It exposes readers to places we may never have thought about fishing. Like Craig did, just provide several images and captions.

**Laurie:** You grew up around here fishing these creeks, didn't you?

**Ken:** Yep, just a few miles from Butte Creek. I was raised on an almond ranch in Chico and grew up spin fishing Deer, Mill, Burney, and Hat creeks. You'll like this; my mom usually out fished me. I was typically watching the Water Ouzels or looking for bugs in the creek. My brother-in-law Cecil got me into fly fishing about 30 years ago.

**Laurie:** What is your background?

**Ken:** I have a degree in plant biology with an emphasis in aquatic plants. I worked my way through college with the GI bill and as a contract photographer for Encyclopedia Britannica. They would send us a list of the photographs they wanted each month, all in Latin names. They wanted students who knew what



**Ken Davis checking for mayflies in a tributary of Putah Creek.**

they were and had photographic skills. I spent every weekend looking for bugs, mushrooms, trees and flowers.

**Laurie:** After college?

**Ken:** I worked for California Department of Food and Ag out of college inspecting tomato fields for invasive species and then I worked on a biocontrol project where I was responsible for the greenhouses, raising and releasing a small fly on Skeletonweed.

Around the same time, my friend and I were on a desert trip to photograph and collect insects for U.C. Davis when I met Tom Stack who owned an international photo agency. Tom saw our camera equipment and tripods and said, "You guys look dedicated. Send me some samples of your work." He became my agent, represented me and put my work in well over 4,000 magazines, periodicals and other media. That changed with the digital age. Then I started my own environmental consulting business combining photography skills and biological knowledge. I will still accept an occasional photo assignment if it's interesting. The Butte Creek Project with the California Rice Commission certainly fits in that category.

**Laurie:** When we met, you were recovering from Lyme's disease.

**Ken:** Yes, I was using a cane then. One year, when I was teaching wildlife photography I had well over 200 ticks on me. I became afraid of walking through grasslands. If there wasn't a trail I wouldn't go. I still take precautions. I spray my boots, get my clothes off and shower

right away after being in tall grass. I'm not sure if I caught Lyme's disease then, or it could have been from a mountain lion kitten in Idaho that I carried under my jacket to keep warm. The main researcher over-tranquilized the cat and we were not going to allow it to die, during a January snow storm.



**Laurie:** You have significant experience with invasive species including water hyacinth and New Zealand mudsnails.

**Ken:** I was leading a crew for the U.S. Bureau of Reclamation removing hyacinth from Willow Creek in Folsom. For a report, I needed a reference creek that had similar elevation and riparian habitat, so I chose Putah Creek. I picked up a rock and knew immediately something was off. I turned it over and saw the mudsnails. I took a sample of the snails to the Fish and Game lab and they confirmed it. I had recently read an article in American Angler about the mudsnails. The photo they used stuck in my mind. It was the first time mudsnails were found this side of the Sierras. I actually received death threats when the state closed Putah Creek to fishing until we could determine the range of the snails.

[Continued on Page10](#) 9

**Laurie:** What have been your most gratifying projects?


**Ken:** The Salmon restoration in Putah Creek is high on that list. When I was monitoring mudsnails, I noticed the gravel was cemented, not freestone. Aquatic insects can't get under the gravel, so I started making management recommendations to the Streamkeeper. We got permits to use excavators to break up the gravel, making perfect conditions for Salmon to make redds. Burned in my memory is the first time I saw the Salmon spawning in Putah Creek. I've watched the increase of Salmon numbers from 8 in 2013 to 1800 in 2016. Putah Creek is becoming a model of restoration.

My photography career has delivered some real significant memories which became Life Moments; when I captured the image I wanted and also when I totally missed the shot.

**Laurie:** Tell me about a couple of those special photos.

**Ken:** The image that was printed (sold) the most in periodicals was a fence-line west of Corning where a bounty-hunter hung 45 coyotes. It was rather disgusting and yet surreal, almost like animal art.

In the 90's I had the opportunity to work on a couple of mountain lion projects, one near Alturas where I snapped photos from within 7 feet from a gorgeous female lion. Those images were purchased by a Walnut Creek Printer who wanted to demonstrate a new Heidelberg press he purchased. They printed thousands of mountain lion posters and sent them around the planet. At one



time they were the most widely distributed cougar images on the planet.

**Laurie:** Any others?

**Ken:** Oh yeah. I was looking for the perfect Beavertail Cactus for my Photo Agency. After driving for days in the Sonoran Desert, I found a flawless one in a wash. It was so picture-perfect it gave me chills. The slides were quickly sent to my agent. Soon after I received a letter from National Geographic. I threw on the desk and ignored it because I thought it was a promotional item. About a week later, a guy called and identified himself



as a National Geographic Editor. I said something snarky like, "Yeah, right!" He laughed, mentioned the letter, and said he was going to use the cactus image, and needed to know which mountain range was in the background.

Another was the image of a beautiful large female Salmon I photographed on a very cold morning in 2014. She has since been known as "Miss Putah Creek – 2014." She was one of 200 Chinooks that spawned in Putah Creek that year. And then of course, there is the Cinna-



mon-Phase Black Bear that was stalking the Spring Run Chinooks in Butte Creek. You know that story as I was showing you the Salmon and left all the cameras in the truck when the bear walked into the creek. When we went back a couple days later he came out of the bushes within a couple minutes of his arrival time earlier that week.

**Laurie:** What's one you missed?

**Ken:** I was on the coast near Salt Point when I found an Orb Spider frozen in her web. She and the web were covered with frozen water drops. It looked like a large diamond necklace. I blew it and didn't consider that the camera would under-expose the shot. I was using film, so the terrible results are only preserved in my mind...forever!

**Laurie:** Thanks Ken! I know how many long hours you spend on the newsletter and I think I speak for more than myself when I tell you how much your efforts are appreciated. So CFFU members, as Ken has requested, please send ideas, photos and articles to

[ken@creekman.com](mailto:ken@creekman.com).




## Tech Thursday - Shad Clinic with Andy Guibord

*By Jeff Stephens*



Tech Thursday's Shad clinic was held at Glenn Hall Park on the American River. Capt. Andy Guibord was our class instructor for the evening. Over 30 CFFU members were in attendance. Andy covered lots of subjects that apply to Shad fishing including the use of and

casting techniques for sinking lines and tips, also where and when Shad will hold in different types of water throughout the day. He even showed everyone his Shad box with all types of Shad flies! This class was about techniques that will improve your chances of catching Shad

in our local rivers. Special thanks goes to CFFU friend Joe Punla for assisting Andy and taking a few members upstream resulting in Jordan Clegg catching his first Shad. A great time was had by all, along with learning some valuable information. 



**Captain Andy Guibord (center) demonstrating his Shad fishing techniques framed by CFFU members and guests.**

## In the News - Butte Creek Conservation Overlay

*Adapted from Friends of Butte Creek documents. Photos by Ken W. Davis*



Butte Creek Canyon is a very special place. The creek harbors a significant population of Spring-run Chinook salmon, steelhead and many other wildlife species. Recently, *The Friends of Butte Creek*, led by Pamela Posey and Allen Harthorn convinced the Butte County Board of Supervisors to add a Conservation Overlay to the 2030 General Plan. The Conservation Overlay will help preserve the cultural, biological and scenic resources of the canyon near Chico.

I became involved in the protection of the canyon in 2016 after spending time on the creek videotaping the threatened salmon. My concern was about protecting the watershed which meant vegetative stream side buffers, surfaces that allow percolation of water (parking lots and roads), erosion control, and septic tank setbacks.

Congratulations to Pamela and Allan for succeeding in helping to protect this incredible resource.

For more information use the link below to Friends of Butte Creek:

[Friends of Butte Creek Link HERE](#)



# Quarterly Fly Fishing 101 class

**By Laurie Banks**

CFFU's quarterly Fly Fishing 101 class was taught during the month of May. Part 1 of the 101 class focused on knot tying and rod rigging. Thanks to Mary Ellen Mueller, Jim Walker, Paul Wisheropp and Julie Kaye for their help.



During Part 2 of the 101 class, new member John and his wife Mady feel how different it is to remove a barbless, pinched-down barb and barbed fly from a felt fish. Part 2 focuses on fly selection, equipment and safety.



**Amy practices rigging a rod.**

PYRAMID LAKE GUIDE SERVICE

LAND OF THE GIANTS

CALVADA  
*Flyfishing*

PYRAMID LAKE - NEVADA

**DOUG OUELLETTE**  
MASTER GUIDE  
45 YEARS FLY FISHING  
EXPERIENCE

dougo@calvadaflyfishing.com  
www.pyramidlakeguideservice.com

**775 • 722 • 2267**

Doug's website [LINK](http://www.pyramidlakeguideservice.com)

## Casting Clinic and Mentor Outing



Thanks to and Rich Kendall, Forrest Oldham, Dick Angus and Trevor Segelke for volunteering to help the new members improve their casting at the Casting Clinic and Mentor Outing held at Lincoln Fisheries.



Trying to net your first fish on a 9-foot fly rod takes practice. New member Vance figuring out how it's done.

### My Go-to Fly: BLACK ANT

*By Laurie Banks*



Before Fishing



After catching 15 fish!

My "go to" fly is a foam black ant. It is perfect for mountain streams and lakes. I caught all my wild heritage trout on this fly. If there isn't a hatch going on and you like dry fly fishing try an ant. It's especially effective on windy days. Wait for a gust to stop then cast the fly near the bank by a tree, bush or overhanging grass. If you don't get a strike right away, give it a few twitches, mimicking an ant trying to swim out of the water. You'd think that because it's made of foam it would float, but after it gets pulled under a few times it will start sinking, so I always coat mine with floatant. I tie them in every size from 18's to 12's. I'll observe the real ants then pick the appropriate size artificial one. It's simple to tie, I just use 2mm black craft-store foam and some brown or black hackle. I add a bit of yellow foam just so I can keep track of it.

# Annual CFFU Barbecue

By Greg Howard



This year's Annual BBQ was a success, with close to 50 people in attendance at a new venue for many of the members. Several long-time members commented that the place had changed considerably after reconstruction, since Camp

Pollock had been used as the former club meeting site. As always, thanks to the members who helped prepare and cleanup at the site and to those who brought desserts and appetizers to complement the BBQ meal. Special

thanks to Gary Howard who provided his carefully crafted homemade beer for the occasion!

Thanks to all for making the night memorable.

A blue business card for Valerie Adams Insurance Agency. The card features the Farmers Insurance logo on the left. The text on the right reads: "VALERIE ADAMS Insurance Agency", "7932 Sunset Avenue, Ste G Fair Oaks, CA 95628", "Valerie Adams Lic #0715432", "Bus: (916) 961-3436 Fax: (916) 961-3497 vadamsinsurance@yahoo.com", and "LIFE-AUTO-HOME-COMM'L-MEDICAL".

**VALERIE ADAMS**  
Insurance Agency  
7932 Sunset Avenue, Ste G  
Fair Oaks, CA 95628  
  
Valerie Adams  
Lic #0715432  
Bus: (916) 961-3436 Fax: (916) 961-3497  
vadamsinsurance@yahoo.com  
**LIFE-AUTO-HOME-COMM'L-MEDICAL**

[Val Adams Website Link](#)

A logo for Scribner Bend Vineyards. It features a large, stylized "SB" in a purple oval at the top. Below it, the words "SCRIBNER BEND" are written in a large, black, serif font. Underneath that, "VINEYARDS" is written in a smaller, black, serif font. The entire logo is set against a white background with a subtle shadow effect.

**SB**  
**SCRIBNER BEND**  
VINEYARDS

[Link to Scribner Bend Website](#)

The cover of the November 15, 2014 issue of Western Outdoor News. The title "WESTERN OUTDOOR NEWS" is in large, bold, yellow letters. Below it, the text "EASTERN SIERRA TROUT OPENED PACKED!" is written in green. Other headlines include "Shad run hits Delta, Sacramento area!", "SF Bay packed with halibut, stripers!", and "Stripers still rampage in rivers!". A photo of a man and a woman holding a large fish is the main image. A circular callout highlights a small photo of a man holding a fish, with the text "A No. 12 midge" and "In copper, black and red attracted this 25-inch cutthroat for Julie Kaye of Sacramento who was trying her luck at Pyramid Lake for the first time with Joe Costello's Performance Angler's Guide Service." The magazine is priced at \$4.95.

**WESTERN OUTDOOR NEWS**  
CALIFORNIA'S ONLY SPORTSMAN'S WEEKLY  
November 15, 2014  
\$4.95  
EASTERN SIERRA TROUT OPENED PACKED!  
Shad run hits Delta, Sacramento area!  
SF Bay packed with halibut, stripers!  
Stripers still rampage in rivers!  
A No. 12 midge  
In copper, black and red attracted this 25-inch cutthroat for Julie Kaye of Sacramento who was trying her luck at Pyramid Lake for the first time with Joe Costello's Performance Angler's Guide Service.  
CANNON AND BILL LEITCH...  
WINDSPORT BOOKS BY...  
724K

# JUNE 2018 - Haiku-flyku



*Tiny stream delight  
Light twelve-foot Tenkara rod  
Brookie takes my fly!*

By Laurie Banks



*It is cold outside  
but sun rays shine over mountain  
Time to start fishin'*

By Bev Lorens



*My friend Power Bait  
Oh, how desperate I feel  
Thanks for being there!*

By Ken Giesser

## Please Support Donors



Custom Fishing Rods, Supplies  
and Classes

Larry L. Lee  
5645 St. Claire Way  
Citrus Heights, CA 95621

web: www.L3rods.com  
email: L3rods@gmail.com  
Cell/Text: (916) 601-7853

[Link to Larry Lee's website](http://www.L3rods.com)




[Link to Kiene's website](http://www.KienesFlyFishing.com)

## Casual Corner - Tim Au Young

**["You know you are a Pyramid Lake devotee, when you stand on a ladder in your front yard and practice casting for hours."](#)**



## CFFU Conservation - PROJECT FUNDING



**Editor's Note: Image of Putah Creek 154 side channel in the Interdam Reach. This project was partially funded by CFFU along with several partners including the Solano County Water Agency, Putah Creek Trout and others. Per a recommendation by CDFW, this project was designed to provide refugia for juvenile trout during the low-flow period.**

### ***By Keith Pfeifer, Conservation Director***

Conservation project funding in CFFU is the responsibility of the Conservation Committee, in consultation with the CFFU Board of Directors (Board). The Conservation Committee was established in 2015 to provide direction for CFFU to fulfill its obligation as a 501(c)(3) fisheries conservation organization to fund projects related to protecting fish species and improving their habitats.

The Conservation Committee Mission Statement is: "To promote and support CFFU goals of conservation, preservation and enhancement of California's fisheries, aquatic resources and the watersheds that sustain them".


The Conservation Committee currently consists of nine members, six of which are on the Board and three non-Board members. Several of these members have academic credentials, as well as professional experience in the areas of fisheries and environmental science.

Additionally, and certainly as important, many members have volunteered and have practical experience in fisheries habitat restoration.

The primary responsibility of the Conservation Committee is to determine the annual financial support to qualified non-profit, i.e. 501(c)(3), fisheries and other conservation organizations, or to local non-profit groups. The amount provided for funding is determined by the CFFU Board and is included in the annual budget. The emphasis for funding is on smaller projects developed by local or regional conservation groups. The rationale for this local emphasis is that the Conservation Committee wants to have some control over the content of the project and the time frame for completion. This perspective does not at all suggest that larger organizations, such as Trout Unlimited and Cal Trout, do not have excellent conservation projects. CFFU does provide a nominal annual

contribution to these organizations, as well as to the Save the American River Association.

The Conservation Committee has developed our own Conservation Committee Funding Guidelines, as well as a Request for Funding Form that is required for all project applicants. This information can be found on the CFFU web site under CONSERVATION. In addition, there is a section of recent or current conservation projects that have received CFFU funding. The names of the current Conservation Committee members can also be found in this web site section.

Finally, if any CFFU member knows of any non-profit conservation organization that might be looking for funding a specific fisheries-related project, please contact me or another Conservation Committee member. 

## Vintage Fly Corner - The Martha

By Rob Scafe



John Benn was an Irishman who settled in San Francisco in the 1860s and by the 1880s was fishing for “Trout-Salmon / Salmon -Trout” on the Eel river. At the time they didn’t know what to call the fish. In those days the West Coast “Steelheaders” used traditional trout flies from the East and Europe; Coachmen, Royal Coachman, Red Ibis, and Professor. Benn, a millwright by trade, suffered a seven- year bought with rheumatism that left him totally blind two times during the 1870s. When he recovered he chose to become a professional fly tier rather than returning to the millwright profession because it was more sedentary. By the 1880s he had become a pretty fair fly tier and started making his own patterns for the Eel River “Salmon-Trout”. Benn taught his daughter, Martha, the craft and she joined his fly tying business. In 1882, he was listed as an Artificial Flymaker” in the San Francisco Directory. It is Benn and his fellow fly anglers of the late 1800s that brought Steelhead to the fly if it was dressed properly. Note: (He preferred hooks with the eye turned down). His fishing buddies would form annual fishing “parties” and head up to the Eel River via steamboat to Humboldt Bay. Upon returning to San Francisco the fishing crowd would want to hear how he caught copious quantities of Steelhead and Salmon on his now famous flies. No one knows all the different patterns Benn and Martha made, but one for sure is the “MARTHA” named after his daughter. 🐟

### Materials

Hook:	3906 Size 4
Eye:	Jungle cock nail
Body:	Rear half - Red floss
Rib:	Oval gold tinsel
Hackle:	Brown
Wing:	Mallard flank
Tail:	Red Hackle fibers

Further reading can be done in:

*Favorite Flies and Their Histories* by Mary Orvis Marbury

*Steelhead Fly Fishing and Flies* by Trey Combs

*Just old flies, and Stuff* (on the Internet)by Larry Bordas in article in *Match the Hatch* July/August 2017

# Fly Tyers Exchange - Submitted by Don Wallace

*Photos by James Simon*

### Orange Partridge Soft Hackle



Rob Scafe tied an Orange Partridge Soft Hackle on a size 10 TMC 9300 hook using 8/0 orange uni-thread. The body is orange floss with a fine gold wire rib. The thorax is hare's mask fur or Hare's Ear Plus (tan to brownish tones). The hackle is gray partridge.

### March Brown Winged Wet



Michael Roberts tied a March Brown Winged Wet on a TMC 10-12 hook with black UTC 70 thread. The head is a tungsten bead. The tail is Pheasant tail. The abdomen is blended chocolate rabbit, rust ice dub with a silver/gold oval tinsel rib. The wing is mottled turkey. The thorax is partridge soft hackle.

### Montana Parachute Winged Ant



Christie Roberts tied a Montana Parachute Winged Ant on a TMC 100 size 16-18 hook using black UTC 70 thread. The abdomen is black/red ice dub. The body is black ice dub. The wing post is 1/8" foam (whatever color you see the best) with a black hackle parachute.





The next gift certificate will be awarded in June.

# Fly of the Month - Partridge and Orange

*By Jim Berdan*





The Partridge and Orange is a soft hackle wet fly that imitates an emerging caddis or mayfly. The fly originated in the north country of England in the mid 1800's. The original fly was tied with an orange silk thread body and a partridge hackle. That's it, a very simple fly to tie. Today, there are variants that incorporate a thread or a wire rib, and a dubbed thorax. If you Google or search You Tube for "Partridge and Orange Fly Patterns", you will find lots of options.

<b>Materials</b>	
<b>Hook:</b>	Nymph Hook, Size 12-18
<b>Thread:</b>	Uni-Thread 6/0 – Orange
<b>Body:</b>	Uni-Thread 6/0 – Orange
<b>Hackle:</b>	Hungarian Partridge

<b>Jumbo John</b>		
<b>STEP</b>	<b>IMAGE</b>	<b>TYING INSTRUCTIONS</b>
1.		Photo 1 – Pinch the barb and attach the tying thread behind the eye, and with touching turns wrap towards the hook bend, stopping at a point above the hook point.
2.		Photo 2 – Now reverse direction and again with touching turns wrap forward to a point about one hook eyes diameter behind the eye.
3.		Photo 3 – Prepare a partridge feather and tie it in by the tip as shown.
4.		Photo 4 – Trim the feather tip and secure with a couple of thread wraps.

[Continued on page 21](#)

## Jumbo John - continued

STEP	IMAGE	TYING INSTRUCTIONS
5.		<p>Photo 5 – With hackle pliers, wrap the partridge hackle one to two turns and secure the feather stem with a couple of wraps.</p>
6		<p>Photo 6 – Trim the excess feather stem, form a small head, whip finish and apply head cement.</p>
7.		<p>Photo 7 – With a small brush (toothbrush works) brush out the hackle to separate the fibers.</p>
8.		<p>Photo 8 – The finished fly. Give it a try.</p>



**The Tackle Shop was the Orvis  
Endorsed Outfitter for 2017.**

[Tackle Shop Website Link](http://www.TheTackleShop.com)

### **CFFU Club Meetings**

First Tuesday of each month.

Richard Conzelmann Community Center ([PDF Map Link](#))  
2201 Cottage Way, Sac., CA 95825

#### **General Meeting Schedule:**

6:15 p.m.: Fly Tying Demo  
7:00 p.m.: Program Presentation  
8:00 p.m.: Club Information

### **CFFU Membership**

**New Member:** Individual: \$40.00

**New Member:** Family: \$55.00  
(Includes spouse and children under 18 years old.)

**New Member:** Junior: \$25.00 (Under 18 years old)

#### **New Membership Dues:**

(Includes \$10 initiation fee.)  
After September 1, annual fees are pro-rated through  
December 31.

**JOIN CFFU: Membership Form:** ([PDF Link](#))

**CFFU RENEW Membership Online:** ([PDF Link](#))

### **CFFU Board of Directors**

Please visit the CFFU Website for information about the  
Officers, Directors and Club Committee Leaders

[LINK to CFFU Leaders](#)

### **Newsletter Editorial Staff**

Editor: Ken W. Davis

[ken@creekman.com](mailto:ken@creekman.com)

Assistant Editor: Laurie Banks

[laurie@creekchick.com](mailto:laurie@creekchick.com)

### **Newsletter Submissions**

All submissions, images and other material are due by the  
25th of the month. The Newsletter Editor reserves the right  
to reject any article or image that does not meet the Editor-  
ial Guidelines.

### **Copyright Notice**

All images in this newsletter are copyrighted and cannot  
be used without permission of the photographer.

### **Banner Image**

Tech Thursday Shad Clinic with Andy Guibord - Ken Davis  
image

Ken Davis, Editor  
California Fly Fishers Unlimited  
*on the Fly* Newsletter  
2443 Fair Oaks Blvd. # 209  
Sacramento, Ca 95825