

# On the Fly

Official Newsletter of California Fly Fishers Unlimited, a 501c(3) Non-profit - MAY 2019



## Contents

| Pg. | Features           |
|-----|--------------------|
| 2.  | Calendar           |
| 2.  | May Speaker        |
| 3.  | Annual BBQ         |
| 4.  | Fly Fish Kid Art   |
| 5.  | How Trout Hear     |
| 7.  | April Social       |
| 7.  | Apr. Tech. Thurs   |
| 8.  | Borg Queen         |
| 10. | Why I Fish         |
| 11. | Arcade Cr. CU      |
| 12. | Remember Carl Lang |
| 14. | Girl Scouts        |
| 15. | Interview          |
| 18. | Within Reach       |
| 20. | Fly of Month       |
| 22. | Fly Tyers Exch.    |
| 23. | Vintage Fly        |
| 24. | CFFU Info.         |

## Message from the CFFU President

### Fishing Buddies

**Mary Ellen Mueller**

When I first joined CFFU I ran into Tim Au-Young at the fly shop. I was so excited because it was the first time I had been in the shop and saw someone I actually knew. Tim and I visited a bit and I will never forget one of the things he told me. He said that in being a member of our club it was highly likely that I would find fishing buddies for life. It has been 3 years now and he could not have been more right. CFFU has brought me a cornucopia of friends to fish with, visit and learn from.

[Continued on page 3](#)



Mary Ellen's great-nephew Ryder on the Madison River, Montana.



If you discover the hooks at Fly Fishing Specialties are misfiled, don't let Rick Anderson blame it on Reyes William Romney, the adorable son of Guide Jordan Romney. Rick did it!

# CFFU Calendar - MAY 2019

**DISCLAIMER:** Dates on this calendar are subject to change. Check the CFFU website for the most up-to-date event schedules. [CFFU Calendar LINK](#)

| MAY     | EVENT                               | INFORMATION LINKS    |
|---------|-------------------------------------|----------------------|
| 6       | Board Meeting                       | <a href="#">LINK</a> |
| 7       | General Meeting                     | <a href="#">LINK</a> |
| 8       | New Member Meeting                  | <a href="#">LINK</a> |
| 14      | Fly Fishing 101 Class - Part One    | <a href="#">LINK</a> |
| 16      | Tech Thursday - Andy Guibord - Shad | <a href="#">LINK</a> |
| 18 / 19 | Yuba River Outing                   | <a href="#">LINK</a> |
| 21      | Fly Fishing 101 - Part Two          | <a href="#">LINK</a> |
| 23      | Annual Barbecue                     | <a href="#">LINK</a> |
| 25      | Casting Clinic & Mentor Outing      | <a href="#">LINK</a> |

## MAY 2019 Speaker - Lance & Kristen Gray

### Subject: Streamer Fishing

*By Tim Au Young*

Lance Gray will be providing, "Streamer Fishing" for edification of this type of fishing, not that indicator nymph fishing is not, which it is. But, if you want to learn something about how "real fisher people" fish, then you need to be here! HAHA!!!

Lance Gray and Company (Kristen) provides a full-fledged fly fishing experience from personal presentations, on-the-water videos, and tons of articles on their web site. They provide Newsletters on home rivers such as the Lower Sacramento River, the Feather River, and the Yuba River. Creeks such as Deer/Butt/High Bridge and Putah are also provided with information for anglers to use. Schools such as Steelhead - Stillwater at Lake Almanor, and Manzanita along with Switch and Spey are offered. If that is not enough, how about a Campout to Lassen Stillwaters, Putah, or Lake Almanor? Tons of workshops are also offered throughout the year. This is just a mere inkling of what Lance and Kristen provide. Go to their website at:

[Lace Gray & Company LINK](#)



## Message from the CFFU President - Continued

### Fishing Buddies

But lifelong buddies? I hope so. However, I do have one actual life long fishing buddy. He is my nearly 11-year-old great nephew Ryder. He is my special treasure. Ryder and I share a unique bond in that we have had a love of fishing since we were little. I am lucky enough to have special time every year for us to go someplace to fish. We have been to the Madison River, Mammoth Lakes, North Fork of the American River, Collins Lake and others. Just the two of us. He teaches me patience, love and a sweetness that I cannot begin to describe. When we are together, it is not about catching fish (he would disagree). It is about exploring the world through his eyes, making memories that will last a lifetime, and making my heart fill with love and pride. Fish on my Ryder.



Ryder with an Oklahoma bass



A young Mary Ellen with a Bonito caught off the Manhattan Beach pier

## Annual CFFU Barbecue - May 23, 2019

Please join us for the Annual CFFU Barbecue!

**Date:** Thursday, May 23rd  
**Location:** Chuck & Mary Anne Odell's House (6115 Vernal Way, Carmichael)  
**Time:** 5:30 for socializing and appetizers  
**Dinner:** Around 6:00 – 6:30  
**Menu:** BBQ'd ribs, Tri-tip, Chile Lime pulled pork, Smoked Chicken Thighs, green beans, Potato Salad, Green Salad and rolls. Wine, water, soda, beer will be provided but we are a little short of red wine if you would like to donate a bottle. Please bring a small appetizer or dessert to share and a jacket in case it gets cool in the evening. This time of year, with all the rain, the mosquitoes are out in force. I'll have the Tiki torches lit and mosquito repellent around the yard, but suggest bringing some repellent with you just in case. We have a fire pit and it will be going if anyone wants to stick around afterward.

Please go to the [ANNUAL BBQ LINK](#) and make your reservation or pay Jim Berdan at the May General Meeting. We need to have a final count by **May 15th** so we can buy the right amount of food. Volunteers to help set up and take down will be greatly appreciated.

Chuck Odell  
916-802-3498

[codell47@comcast.net](mailto:codell47@comcast.net)


## Fly Fishing Story Boards for Nonna

**By Laurie Banks (a.k.a. Nonna)**

For my Christmas present my eight and six-year-old grandsons Bo and Colt Bisbee made me story books about the time we spend together. Each boy drew a picture of us fishing together. Sometimes we forget the influence we have on our kids and grandkids. I think I have two future fly fishers on my hands!!




Eight-year-old Bo Bisbee showing Nonna (Laurie on the left) how to hook a fish at Ride-to-Walk. The Fly-fishing lessons will continue this year in Idaho.



Six-year-old Colt Bisbee is teaching Nonna patience and how to fly fish with one arm behind his back. Colt is going to share his favorite Idaho fishing sites with Nonna later this year.

## Question: How do trout hear?



A Putah creek trout showing a lateral line. Ken W. Davis image

### **By Keith Pfeifer, CFFU Director of Conservation**

We are certainly aware of a trout's keen eyesight and do our best to blend in with the environment and not get in the fish's field of vision. But what about a trout's hearing ability? How important is this basic system to its survival and what should we know about it to avoid spooking that trophy fish? One important fact to remember is that sound travels almost five times faster, and four times farther in water versus air. Wading generates a "noise" which compresses water into a "waveform", with a specific wavelength, consisting of loudness (amplitude) and frequency (compression rate). Loudness is measured in decibels (dB), and frequency is measured in hertz (Hz).

#### Anatomy and Physiology

A trout's inner ears have bonelike structures called otoliths that float in semicircular fluid-filled canals lined with tiny hair cells containing nerves that connect to the brain. Sounds waves compress water and create tiny oscillating water particles that are detected by the otoliths, sending a message to the brain. Fish can be broadly categorized as "hearing generalists" or "hearing special-

ists". Generalists include carp, catfish, shad and goldfish and have a hearing system that is connected to the swim bladder, which enhances these fish's ability to detect sound waves. Trout, along with bass, perch and sunfish, are generally categorized as "hearing specialists", because they do not have the nerve connections to the swim bladder.

Equally, or likely even more important to a trout's hearing ability, is the lateral line system, a small string of nerves running lengthwise along each side of the fish. This very sensitive neurological system is essentially a narrow canal with tiny openings that allow minute water vibrations to interact with hair cells and nerve endings, similar to those in the inner ear. These nerves send messages to the brain that control several fish functions, including orientation, schooling, prey (e.g. a drifting fly) and predator (e.g. human wading) detection, and the location and distance of underwater objects.

#### Hydro-Acoustics

Hydro-Acoustics is basically the study of noise in water. Wading in water certainly creates noise and sound

waves that trout can detect. It is difficult to quantify in decibels the noise from specific wading activities, such as kicking rocks, scraping the bottom with studded boots, probing the bottom with a metal wading staff, or just splashing with your legs. Of significant importance to the wading angler is that moving and still waters have an ambient background noise levels. For example, a lake has a background level of approximately 100 dB, while a stream can have a background level of 110 dB. Obviously, if your wading or kicking activity produces a noise level within the background level, the fish will not likely be alerted to your presence. It would follow that fish in high-gradient streams or in riffles and runs with a higher background noise level would be harder to "spook" than fish in quieter low gradient streams and in calm pools and backwaters.

Although noise travels faster and farther in water than air, the depth and speed of the water can impact how

[Continued on page 6](#)


## What do trout hear? - Continued


quickly a sound would dissipate. It certainly seems logical that in shallower, fast moving water with underwater structures like boulders and logs, a foreign sound would scatter more readily than in deeper, slower moving water.

The frequency of a noise, measured in hertz (Hz) also plays a role in how far noise travels. Noise consists of many frequencies, and lower frequencies travel a greater distance than higher frequencies. Human speech has a variable frequency range from 300Hz to 3,000 Hz. Wading noise has a low fre-

quency range of 50 Hz to 2,000Hz, which unfortunately for the angler, is a range that trout can hear. However, there is a phenomenon called the "cut-off frequency phenomenon" that determines how frequencies are transmitted based on water depth. As water becomes shallower, fewer lower frequencies are transmitted from a noise source. This gives a possible advantage to the angler since the fish in shallow water are less likely to "spook" than if these same fish were in deeper water.

Trout live in a variety of aquatic

environments. They have adapted to specific habitats with different physical and chemical characteristics. The two common goals they all have are to survive and reproduce. In order to achieve these objectives, trout must conserve energy, find food and avoid predators. Trout will always seek an environment where they can use all their sensory systems to achieve these basic goals. Their unique auditory system, particularly their highly sensitive lateral line nerves, is just one adaptive process that makes these fish so challenging to the angler. 



### Lahontan Cutthroat Trout in Pyramid Lake

**QUESTION:** Can you see the lateral line in the Lahontan Cutthroat Trout (LCT)? Will wading and talking (yelling) alert this school of Pyramid Lake LCT to your presence? 2019 Ken W. Davis image.

**Editor's Note:** We recently were monitoring Lower Putah Creek for the presence of juvenile Chinook salmon with a couple of subsurface Nikon cameras. The water depth was about five feet. I was about 25 feet from the subsurface cameras when my phone rang and I had a 20 minute conversation. When I processed the video, I could clearly hear my phone conversation recorded 25-30 feet away and five feet under the surface of the water. Consider my comments and Keith's fascinating article on "What do trout hear? What do you think?"

What's the difference between  
a kid and a fisherman? One  
hates the books and one baits  
the hooks.

## April Social - Small Streams

*By Laurie Banks*

I'd like to thank everyone who came to the April Social. We all enjoyed terrific potluck and conversations for the first half hour. Mike and Chuck brought their new Tenkara rods and Trevor Segelke helped them set up and cast on the lawn. Next, Paul Wisheropp prepared a Power Point on small stream fishing. He took us on a visual tour of some beautiful small streams holding beautifully colored wild trout. That really made us look forward to the opening of fishing season. Dave Lentz finished the evening with information on how to tell different fish apart, the difference between hatchery, wild and native trout and also discussed safe handling and releasing practices. Next month we won't have a



separate social. Please join us for our big May social event, the Annual Barbecue. Information is on our website and also in this newsletter.

## April's Tech Thursday

*Jeff Stephens, Tech Thursday Director*



April's Tech Thursday featured our own John Daniels discussing all kinds of nymphing styles and techniques. About twenty-five members were present to hear John's wisdom. I think everyone walked out with great information that will help them catch more fish.

## Introducing the BORG QUEEN

*By Ken W. Davis*

It has been said that every fly that has been imagined, has been tied; there is nothing new. For years, I have disagreed with that notion on a couple levels. It seems impossible from my experience with aquatic organisms that all aquatic life is represented in the plethora of creations used to catch fish. That said, I am not an expert on the history of artificial flies, their development and the range of flies available. But I keep seeing aquatic organisms that might not be represented in our fly-fishing armamentarium.

The model for the Borg Queen is the alevin or yolk-sac fry which is a recently hatched fish, specifically salmonid, (trout, steelhead or salmon. I'm a fly store junkie and love looking through fly pattern books. There are alevin patterns, but none matching the alevin that I observe in my underwater cameras.

I recently started tying flies again after a decade hiatus and decided to create an alevin pattern. I named the fly the "Borg Queen" after a favorite Star Trek character. She is a ruthless killer, translucent purple and green with a sexy profile. Her appearance and attitude fit the fly.

My fly needed to be tested, but how? Well, to be as scientific as possible, you go fishing somewhere that you know there are fish. You also need a control group, known patterns that are usually successful. A predecessor to the Borg Queen (BQ) was "tested" this winter at High Hill Pond and proved to be very successful. But the venue and planted trout have a very poor (and undeserved) reputation. Some might say, it's something the fish have never seen before, it's like shooting fish in a barrel, or those planters will take anything. Still, I was encouraged but wanted to test it in a more "wild" setting.

Our next test was at Pyramid Lake. There are several species of fish



An early prototype of The Borg Queen. She is constantly evolving, learning, and planning to capture fish.

at Pyramid that spawn between March and June, it seemed reasonable that the cutthroat trout would recognize alevin and would feed on them at will.

I wanted to try the BQ prior to the CFFU trip in late March. Two days before the outing, Laurie (my control angler) and I stopped at Separator Beach to throw some flies. Within a few minutes, I hooked and landed a nice Lahontan on the BQ. I was impressed by how rapidly the fish took my fly. I caught another Lahontan during a short fishing period the next day. While Laurie's traditional set up yielded no results either day.

The CFFU outing was the perfect opportunity for a strong control group to test the BQ. Our guides, Doug Ouellette, Joe and Glenn stake their reputation on clients catching fish. They use



The Borg Queen is the leader of Species 125, a Star Trek collective much like a bee hive. Her motto is "I am the beginning, the end, the one who is many. I am the Borg."

**"I am the beginning,  
the end, the one who  
is many. I am the  
Borg."**

[Continued on page 9](#)



## The BORG QUEEN - Continued

flies that are quick and easy to tie, and reliably catch fish. For this reason, they were opposed to me trying a different fly. But I insisted and Doug agreed, curious to see how it would perform. Like her namesake, the Borg Queen slayed them. I landed ten fish, the last one at 14 pounds which was the largest caught during the CFFU trip. To me the BQ was a great success! But after all, the fish in Pyramid are planters. Time to try it on truly wild fish.

The next weekend was the CFFU trip to the Lower Sacramento River. Our guide for the float trip was adamant about not using the BQ... it was during an egg bite. He hesitantly tied the BQ mid-line (eye to eye) and became somewhat quieter when I caught 5 fish on the BQ and 7 on eggs (bead). I also caught the largest fish on the Borg Queen.



A gorgeous Lower Sacramento rainbow that succumbed to the wiles of the Borg Queen.


People always say it's exciting to catch a fish on a fly you tied. It's a great feeling to catch multiple fish on one that you not only tied but designed. I spend more time at my vice now and have developed additional evolutions of the

fly that include the Borg King and the Baby Borg. I spend more time on the water too. It's with great anticipation that I await the next opportunity to get on the water and "test" my new fly.



## Please Support our Sponsors!

PYRAMID LAKE GUIDE SERVICE



**DOUG OUELLETTE**  
MASTER GUIDE  
45 YEARS FLY FISHING  
EXPERIENCE

dougo@calvadaflyfishing.com  
www.pyramidlakeguideservice.com

**775 • 722 • 2267**

[Doug Ouellette website link](#)

### How to choose a Tenkara Rod VIDEO



[Tenkara Video LINK](#)

## Why I Fly Fish - Jim Cardoza

**Note from Editor:** Thanks to everyone for responding to my inquiry "Why I Fly Fish" that I posted on our Facebook page. I am going to feature one response in each issue. Please send me your response. This one is from Jim Cardoza.

There are many reasons I fly fish. While I may forget one that escapes me until I'm actually on the water, here are my reasons. It takes me back to a wonderful time in my life I shared with my mentor, friend and overall badass, my grandfather. It gives me time to decompress from the stresses in life in an environment that seems to have been made just for that purpose. It allows me the time to connect with my daughters and share a passion with them at a time in their lives when their phones seem to be the most important thing. It warms my heart to know that I am creating memories with my girls that they will hopefully remember with reverence like I do my memories with my grandfather. And lastly, being outdoors and on a river somewhere, just seems to bring a calm to me that very, very few things can. The sounds of the water and wildlife with nothing else just washes all the junk of



the day from my head. The biggest problem, though, is I just can't get enough but the prospect of taking a day on the water makes the workweek pass very quickly. The club has also done a lot to further my passion. Getting to know and fish with people who are so like-minded in this regard is very refreshing and I do

cherish those relationships. I look forward to the time when I will be able to spend more of my free time with those folks doing what we all love.

Now don't even get me started on fly tying! Lol



## Please Support our Sponsors!

**Alaska's Bearclaw Lodge**  
Rob and Lisa Fuentes  
P.O. Box 1547  
Dillingham, AK 99576  
www.bearclawlodge.com  
907.842.4060 Summer  
907.843.1605 Mobile  
fish@bearclawlodge.com  
Sockeye Salmon

[Alaska's Bearclaw Lodge website](http://www.bearclawlodge.com)

**FARMERS INSURANCE**  
**VALERIE ADAMS**  
Insurance Agency  
7932 Sunset Avenue, Ste G  
Fair Oaks, CA 95628  
Valerie Adams  
Lic #0715432  
Bus: (916) 961-3436 Fax: (916) 961-3497  
vadamsinsurance@yahoo.com  
**LIFE-AUTO-HOME-COMM'L-MEDICAL**

[Val Adams Website Link](http://www.vadamsinsurance.com)

## Arcade Creek Clean-up

### Club Members,

I want to thank the following intrepid Club members for their participation in the April 13 clean-up of Arcade Creek in Del Paso Park:

Mary Ellen Mueller, Allen Driscoll, Jim and Gracyn Cardoza, Larry King, Chuck Desylva, Paul Wisheropp, Russ Heckley, Joe Puglisi, Jim Walker, Phil Shipley, Rico Quarles, Tad Gantenbein, Greg Howard, Tracy Duncan, Mic McPherson, and Jim Atkinson. NOTE: If I didn't include or misspelled your name, please let me know.

I estimate that we removed over 200 pounds of trash. Good job gang.




Bill Felts

Arcade Creek Clean-up Coordinator

## Please Support our Sponsors



[Link to Kiene's website](#)



[Link to Scribner Bend Website](#)



[Link to Larry Lee's website](#)

## Remembering Carl Lang



Carl at the CFFU Annual Barbecue



Carl at the CFFU Truckee River Outing in 2009. Rich Wilson image



Carl at a River Cats game ready to catch a foul ball. Craig McCulloch image.



Carl dining with friends. Craig McCulloch image.

With family at his side, Carl T. Lang died peacefully at home on April 6, 2019. Born in 1931 to German immigrant parents, Carl was a lifelong Sacramento resident, attending Christian Brothers High School, and leaving only to attend Cal Poly San Luis Obispo and the University of Santa Clara. Carl enjoyed a long career as an electrical engineer, first with Aerojet and then with the Army Corps of Engineers. He raised his family in Fair Oaks. A longtime parishioner of St. Mel Catholic Church, Carl became a Knight of Columbus at the age of 80. Carl maintained and cherished lifelong friendships from every stage of life.

### Thoughts from Craig McCulloch:

I first met Carl shortly after I joined the club at a President's Outing on the Fall River. Members stayed at the Circle 7 Lodge overlooking the Fall River. He and I rented a small motor boat to fish on the Fall River. Carl and I were able to catch three fish each, a good day on the Fall. He helped me as a beginning fly fisher giving me a lot of tips, and we started a long time friendship.

Carl was one of the most helpful members of our club. He arranged many great speakers for our Tech Thursday classes for several years. He attended board meetings for about 8 or 10 years until his health began to decline. He watched over the member's vehicles while we cleaned up the American River bike trail near mile 16. Bill Felts knick-named Carl as "shotgun" for guarding the cars.

I learned of many lifelong friends that Carl continued to stay in touch with since high school at Christian Brothers here in Sacramento. A couple of his long time buddies were executives at the State Controller's Office when I worked there 15 – 20 years ago.

Generosity was one of Carl's personal traits. For several years, he donated a week long stay at a family cabin near Tahoe to the club's annual fund raising raffle. I'm certain he financially contributed in many other ways to the success of our club.

### Thoughts from Sam Yee

Condolences to our fly fishing family to have lost a Wonderful Soul. I remember all the good deeds that Carl did and the generosity towards our members. Carl will be missed. Annual dinner donations, vehicle security at the litter pick ups, coachman and knot tying classes, most of all the friendly smile whenever I saw him.

He was like a fly fishing Grandpa for me. I will think of you while catching the next Big One

Thank You, Rest In Peace Carl

## Remembering Carl Lang



Carl cruising at Cabela's. Brandie Herron image

### Thoughts from Brandie Herron:

Carl was like a grandfather to me. I will miss him. I will always remember our fun fishing trips. Going to Cabela's and spending time at his cabin.

### Thoughts from Dell Clark:

When I was transferred to Sacramento in the early 1970's, I rode City Bus No. 22 from Fair Oaks to downtown Sacramento for work.

Pretty much the same people rode the bus every day to and from work. After a while you would recognize the regulars and greet them with mostly a nod of your head or a smile, but you rarely knew anyone's name.

After a few years I joined a carpool to get to and from work and no longer rode the bus. In 1988 I joined CFFU and went to a meeting and who should I meet there, Carl Lang. We of course remembered seeing each other on the bus years ago. We introduced ourselves and subsequently Carl and I became good friends.

So, REST IN PEACE, fellow rider of City Bus No. 22.



Carl talking with Stephanie Hogan (DFW Fisheries biologist) about the operation she was going to perform to implant transmitters in Putah Creek trout. During the surgery, Carl had to have tacos from the Winters Taco Wagon, big red peppers and all. He loved the peppers. Ken W. Davis image.

### Thoughts from Ken Davis:

Per Brandie's remarks above, Laurie and I really enjoyed the trips to Cabela's and then to Lake Tahoe. Carl got great enjoyment teasing me about buying two pair of snake boots at Cabela's. I liked both pair and unable to make up my mind, Brandie and Laurie laughed and said a girl would buy both pair. So be it, I bought both pair and Carl thought I should also get a pair of snake-proof socks. That joke lived for several years as Carl would always remind me to wear my snake-proof socks with my boots. He just wanted me to be safe.

# Goodbye Carl...

# GIRL SCOUT ADVENTURE CAMP

**By Laurie Banks**

On Saturday April 27th a group of CFFU members lent their time and energy to participate in the Girl Scout Adventure Camp. The event was held at the Comanche Reservoir trout pond. We reported there at 7:30 a.m. Our fearless leader Mary Ellen greeted us with coffee, bagels and muffins. She spent a huge amount of time the week before organizing our participation, rounding up tables, setting up the fishing poles and packing up other equipment. We were all set up by 8:45 and the girls arrived at 9. Around 200 girls ages five to 17 participated. Four groups of approximately 45 girl scouts dropped by to visit our booths and fish. We set up several tables. Craig McCulloch, Christie and Michael Roberts taught knot tying, my table was on aquatic insects and what fish eat, Meloney Welborn covered safety on the water, Bev Lorens was our photographer, Betty and Keith Pfeifer, Maricela Salazar, Nancy Gould, Mary Ellen, Bruce Bartholomew, and Sandy Moore helped each girl try their hand at fishing. Also, Trevor Segelke and his team from Tenkara USA fished with the girls Tenkara style. It was a hectic day. When it finally ended at 4 p.m. and we finished packing up we were all exhausted. But of course, it was worth it! Any time we get a chance to share our passion for fishing in the outdoors with the next generation is truly rewarding.



**Photos  
by  
Bev Lorens**



Betty Pfeifer shows a girl scout where to cast along the bank.



Girls like bugs too! Girl Scouts examining Laurie's bug collection.



Ready to cast. Girl scouts and CFFU Mentors prepare to fish.

## Interview - Ken Giesser and Matthew Barlow

**By Laurie Banks**

I went to Ken's house in Elk Grove for two reasons. One was to start this interview. The other was to get a casting lesson. I was heading to Pyramid Lake and wanted to try out a shooting head integrated line before I bought one. Ken had several different weights rigged up for me to try. He is such a patient instructor. No wonder his grandson, Mathew, is such a proficient fly fisher.

**Laurie:** When did you start fishing?

**Ken:** I was about 7 or 8, it was in 1960. I caught my 1st trout on the Upper Sac near Castella, just down from the foot bridge.

**Laurie:** Who taught you to fish?

**Ken:** My dad was a fly fisherman but let us kids do it the easy way and use bait. He thought it was more important to instill in us a love of the tug and camping in general. He was right. Fly casting for the most part is for 10 to 12-year olds and up. Before that just let kids catch fish; even let them bring home a limit to show off. It's important.

**Laurie:** How did you get interested in CFFU?

**Ken:** It was around 1973. My dad's first cousin, Wally, encouraged us to attend a few of his fly-fishing club's local meetings. It was CFFU. Wally is Phil Shipley's father-in-law. Phil and I were on the track team together at Elk Grove High in the 70's. Anyway, the meetings were held at the same venue as we have today. Joe Shirshac used to work with the beginners casting on the pond before the meetings. He would insist that no flies be attached to the leaders even though there were bluegill to be had. I remember one guy who didn't listen and put a barbed fly right through his eyelid.

**Laurie:** Oh gee, that must have made an impression on you!

**Ken:** Well I haven't forgot it! That's Another reason it's not exactly a good sport for the youngest of children, although some kids are better listeners than some



adults. When I take my 6 and 7-year-old grandsons Andrew and Ryan fishing we use spinning gear.

**Laurie:** Did you join CFFU back in the 70's?

**Ken:** Those times visiting CFFU with my dad were really special to me. I remember one speaker of note, Ted Fay. I was around 19 or so. I didn't join then as I would be leaving home to live in Susanville. At that point, like a lot of us, it became harder to do things with my dad. It wasn't until much later when I moved back to Sacramento and got off the night shift that I joined the club. That was in 2000.

**Laurie:** When did you start teaching Mathew to fly fish?

**Ken:** He was about 11 or 12, the perfect age to take instruction. He has good hand-eye coordination from playing sports. He's a natural with very good patience.

**Laurie:** You are such a great fisherman and under your guidance Mathew is turning into one too. I remember Mathew out fished all the adults at the last Fuller Lake outing. I ask everyone I interview this question. What is your favorite fly?

**Ken:** A parachute Adams for a dry fly and subsurface is a Jay Faire wiggle tail

**Laurie:** And your favorite place to fish?

**Ken:** The Lower American when the cotton is on the water and the shad are in the river.

*I concluded my interview with Ken and I caught up with Mathew after the March General Meeting. He came with his Grandfather Ken Giesser to hear Jon Baiocchi speak. We all met at Chili's for a late snack. While my Ken (Davis) kept "Papa" Ken Giesser entertained, I had a chance to talk to Mathew.*

**Laurie:** Who taught you to fly fish?

**Matthew:** My papa, Ken taught me when I was about 11 or 12.

**Laurie:** Does your dad fly fish?

**Matthew:** No

**Laurie:** What appeals to you about fly fishing?

**Matthew:** I like to hunt. There is an interconnection between hunting and fishing. I use the turkey's feathers and marabou to tie my flies. I also like the

[Continued on Page 16](#)

## Interview - Ken Giesser and Matthew Barlow

challenge of fly fishing. There is a lot to learn like casting.

**Laurie:** You have a good instructor in your grandpa. Does he work with you on your casting?

**Matthew:** We were at Pyramid Lake and it was really windy. Papa could cast like it was nothing. I was getting really frustrated. I watched what he was doing. It was the double haul and I started mimicking him. Pretty soon my cast was going out there. He turned and looked at me and said, "Who taught you to double haul?" I said, "You just did, I learned from watching you."

**Laurie:** You seem to be really coordinated. Ken says you play high school sports.

**Matthew:** I play baseball. I started with T-Ball and played all my life. As a freshman I played on the high school varsity team.

**Laurie:** Weren't you on some special team? I know you're kind of a humble guy but brag about yourself for a minute.

**Matthew:** I was on the USA team. We played in the Dominican Republic against teams from Cuba, Venezuela, the Virgin Islands, Canada and Puerto Rico.

**Laurie:** That's amazing! How did you get on the team? Did they recruit you?

**Matthew:** They held tryouts in 50 states; 50,000 kids went. I didn't think I made it, but they emailed me and told me I was accepted. I was the only one from California that made the team. The rest were from back east, mostly from New Jersey and Pennsylvania.

**Laurie:** That's incredible. So, is baseball your passion?

**Matthew:** No, actually fishing is. If I had to choose between baseball and fishing, I'd choose fishing. I've been offered some college scholarships to play baseball, I'm looking at ones that have good fishing nearby. My parents are a little worried about that. They think I'll be fishing and not attending classes.

**Laurie:** I get that. I went to Northern



Papa Ken Giesser at Pyramid Lake with a large Lahontan Cutthroat.



Matthew Barlow at Monument Rock, Pyramid lake.

Arizona University and spent every winter skiing and only went to classes on Tuesdays and Thursdays.

**Matthew:** Flagstaff is one of the schools that offered me a scholarship. I'm not sure I want to play baseball in college. I'm having surgery on my hip later this month, the day before my birthday. That might be the end of my being a catcher.

**Laurie:** Is Ken the only one you fly fish with?

**Matthew:** I have two friends who fly fish too, but most of my friends use Power-Bait. They ask me what kind I use, and I can't remember the last time I used it.

[Continued on page 17](#)



## Interview - Ken Giesser and Matthew Barlow

Sometimes friends kid me about fly fishing saying I'll never catch anything that way, but I've caught more fish on a fly rod than I ever did spin and bait fishing.

**Laurie:** You really are special. Not many kids are as passionate about fly fishing as you are. We are always trying to recruit young people. From your perspective, why do you think more teens don't fly fish?

**Matthew:** I think there are several reasons. It's expensive. Even though people say you can buy inexpensive rods they still cost a lot for someone in high school. A kid can go to Walmart and buy a \$20 pole instead. Also, if their parents aren't fly fishers not many kids get exposed to it. The other reason is that it looks complicated. A lot of kids aren't up to the challenge of learning. It's a lot easier to toss Power Bait in and call it good. One more reason is that it's mostly older people who fly fish. A lot of kids don't want to hang out with their parents or grandparents.

**Laurie:** You seem to like spending time with Ken.

**Matthew:** I guess I'm different. I don't like the music my peers listen to; I'd rather listen to oldies. And I like hanging out with my grandpa. He has exposed me to a lot. My dad takes me deer hunting, but Papa has taken me turkey, duck and pheasant hunting.

**Laurie:** What is your favorite fishing memory?

**Matthew:** I went to Deer Creek camping with the family. It was my first time fly fishing. People get stuck on the idea of catching big fish, but the small rainbows we pulled from that creek were beautiful, like painted porcelain. Besides fishing we were out in nature and there was lots of wildlife to watch. It was fantastic.

**Laurie:** Ok, this question is for both you and Ken. You two have fished together a lot. What is your favorite trip you took together?

**Ken:** We agree, it was Montana. We fished the Beaverhead, Madison, Gall-

atin, and the Ruby was my favorite.

**Matthew:** I liked the big browns from the Beaverhead. I almost got the wet fly award. Under my feet the gravel started moving and so did I. Papa went down on the Gallatin, but he won't admit it.

**Ken:** Technically I didn't go in the water. It was only a few inches deep, but yes, it's true; I fell on my a-s-s, The Gallatin is really slippery. That was an unbelievable trip. Mathew is a joy to fish with, but that was only part of the reason it was such a great trip. He's also a great traveling companion and conversationalist. It was the whole experience. We looked forward to staying in different motels or cabins and finding different restaurants to dine in. We were into the whole trip not just how many fish we caught, and we caught so many fish. The other thing he gets into is making the presentation for the December General meeting.

**Laurie:** And I know the membership always looks forward to seeing those. I hope you two are planning another for this year. Thanks guys!



**FLY FISHING SPECIALTIES**  
*Wild Rivers to Blue Waters*

6360 Tupelo Drive, Citrus Heights, CA 95621

[Link to Fly Fishing Specialties Website](#)

## WITHIN REACH

*By Ken Giesser*

Bending a fly rod and casting a fly line through the air toward an intended target is quite possibly the most important skill to learn in the modern sport of fly fishing. It's also one of the most satisfying. Catching fish, on the other hand, isn't limited to fly fishing and can be accomplished any number of ways including spearing, gill netting, "fire in the hole," trotlining, bait soaking, or hardware throwing (just to mention a few). By nature, we fly fishers have chosen to pursue them in a particular manner and that in itself should rank casting a fly rod several notches above catching on our scale of importance. I heard Mike Lawson talk about this several years ago at the Sacramento ISE while doing a casting demonstration in front of a large audience. He gave an explanation that for some reason resonated with me when he said fly fishing is different because it requires us to use our hands, arms and bodies more than in other types of angling. He also went on to say everything has to be in sync. I think he was right about that. It just seems like there are more things to do at the same time and maybe that's why it appeals to me. It's also a style of fishing that allows for a more personal and artistic attention to detail once you've learned how to cast. Not to take anything away from those "fire in the hole" types or trotliners (except for the fact they're poaching) but fly fishers in general are a little more tuned into method than result. Make sense? In other words, if you're new to our sport, you should learn how to cast before you attempt to catch. Once you've acquired the ability to consistently throw good loops, you can then incorporate a few personal touches in form and delivery that will identify "your cast." Only after that happens will you be able to confidently go fishing.

Now let's move on to another aspect of fly fishing not talked about nearly as much...Mending. Mending the fly line is a technique every fly fisher will

eventually use (at least to some degree) but has such a wide range of complex applications it might seem confusing at first. So, for simplicity's sake, let's concentrate on traditional single-handed casting with a floating line and dry fly attached directly to the end of a leader. Let's also assume, for the sake of discussion, we're fishing in a trout stream. Tenkara, Spey casting and Nymphing are also forms of fly fishing that require mending but would be better explained by people more qualified to talk about those styles than me. For now, let's just keep it simple.

At some point after you've learned how to cast a fly rod, you'll undoubtedly want to go fishing and "present" a fly to a fish. This is called presentation and the single most important skill to have in your presentation repertoire (as it relates to casting), is mending. Mending the line is actually moving the line into position to get a desired result in drift. Drift is how a bug naturally floats on the surface of moving water. The currents can be tricky and the line itself can be a problem if it's pulling against your fly as it floats downstream. In most cases it's important to position the line upstream of your fly so as to not interfere with the drift and it's usually better if the fish sees the fly before it sees the line. For example, if your side of the stream is faster than where the fly landed, you'll get almost immediate drag on it as the line in front of you will pull the fly across slower water further out. Likewise, if the fly has landed on faster water it will come tight to the line quicker and drag will ensue. By the way, you'll very seldom get a take if the fly isn't floating naturally (just the way it is man!). So any time you can see the line moving your fly into an unnatural drift, you'll have to reposition it. Sometimes you can get by with a series of small roll cast like maneuvers called stack mends to help keep your line upstream of the fly. Maneuvers like these are generally referred to as "on the

water mends" and are extremely useful tools when trying to achieve a drag free drift. Ideally though, mending is better accomplished aerially after the cast is made and before the fly lands on the water. "Aerialized mending" is not casting per se, but rather one of those extra things you have to do with your hands, arms, and body that Mike Lawson was talking about. In reality, mending is how you get the fly to do what you want it to do on the water and in most situations, equally as important as casting. Mending the line is how you'll end up achieving that perfect drag free drift. Let's just say you're casting downstream and your forward loop is almost laid out but still in the air. At that point you might want to consider shaking a few wiggles into the rod tip in order to make a snake like presentation with a lot of upstream slack. Really good dry fly anglers have a bunch of tricks up their sleeves, but for me the easiest of all aerialized mending maneuvers to make and the one I've used my entire life, is the "Reach Mend." I believe it's the most important one to learn and also the easiest. I'm almost embarrassed to have spent this much discussion time leading up to something so simple.

Here's how it works... After you've made your forward casting stop, the line will begin to unfurl across the stream and toward the intended target. As it lays out you'll have plenty of time to make one easy deliberate physical move. Simply reach your rod out to the upstream side (no need to panic). As Gary Borger says in his excellent book *Presentation*, "It is not jerked to the side, it is not cast to the side, it is plainly and simply 'reached' out to the side." Reaching upstream may mean reaching to your right or left side depending on current direction. Also, by varying the timing and length of this

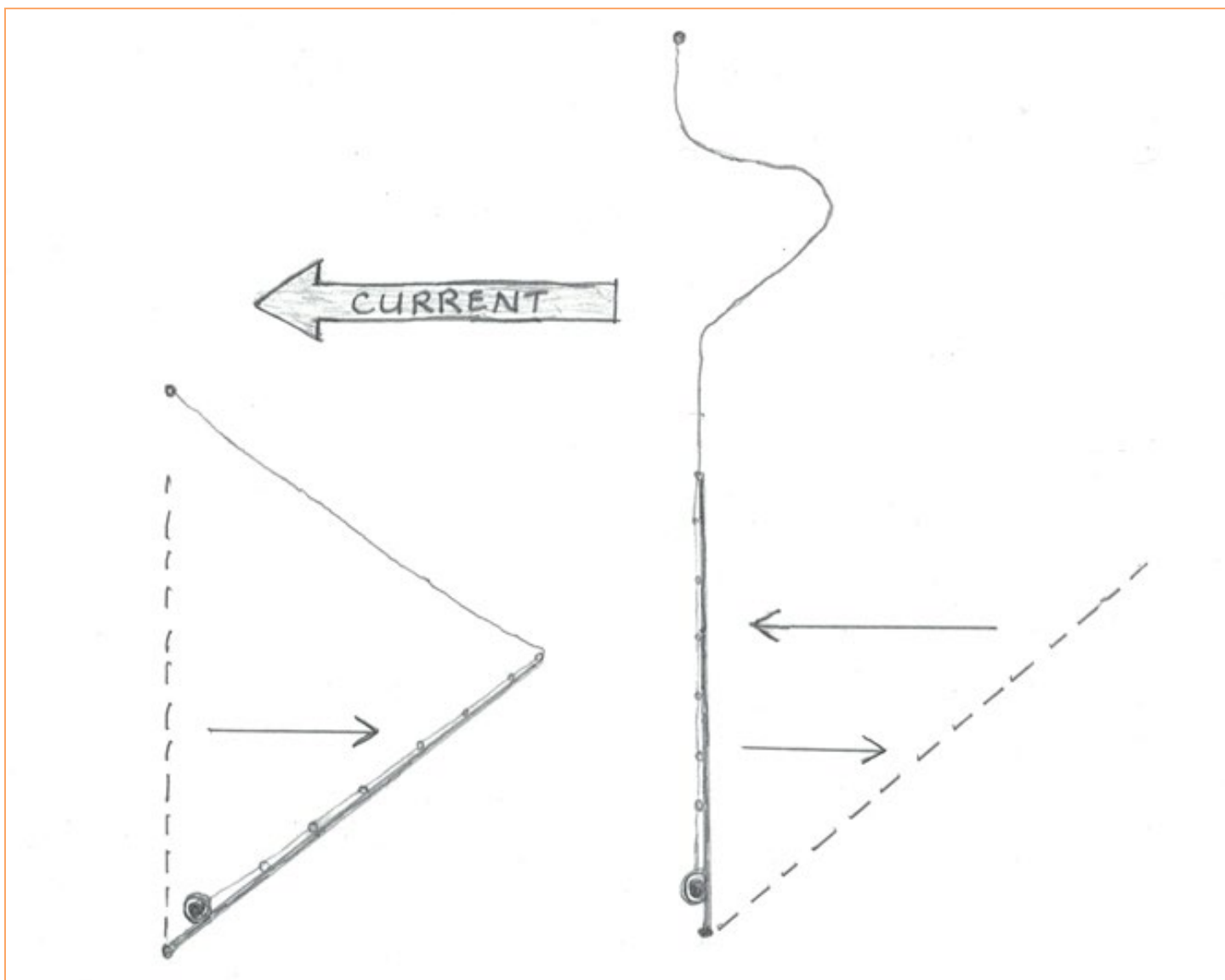
[Continued on page 19](#)

## Within Reach - Continued

maneuver, you can determine what segment of line you want mended. With practice you'll be surprised what you can get your line to do. If you choose to mend the entire line, you'll want to follow it with your rod tip all the way down the drift. Most times, I prefer to

reach and then reach back, forming an upstream curve in my mend. I feel this allows more slack to the fly and I don't have to worry as much about my rod tip, at least until the curve straightens out. Either way, the goal is to keep the fly moving drag free down the current line.

Pretty darn simple, huh? Anyway, spend some time playing around with this and it will pay big dividends for you later on. Remember it's not a cast, but rather a repositioning of the line after the cast and I believe it's something well within your reach. Told you it was simple!



### Reach Mend

After you've made your overhead cast, but while the line is still airborne, simply reach upstream (tipping the rod toward horizontal) and let the line and fly land gently on the water. Lean forward and follow the fly with your rod tip all the way down the drift.

### Double Reach Mend or Curve Mend

After you've made your overhead cast, but while the line is still airborne, simply reach upstream (tipping the rod toward horizontal) and then reach back, thus forming a curve. Let the line and fly land gently on the water. This maneuver will allow a little more time for the line to catch up with the current. Lean forward and follow the fly with your rod tip all the way down the drift.

# MAY Fly of the Month - The Meat Whistle




**By Bob Bettati**

**Background:**






The John Barr "MEAT WHISTLE" was developed with bass in mind, as it simulates the conventional anglers "PIG-N-JIG". This fly can be tied in many different colors to imitate crayfish, leeches, minnows.... This fly can be fished in just about any water type, but fish it SLOW.

| Materials               |  |
|-------------------------|--|
| <b>Hook:</b>            | Daiichi 90 degree jig hook (used) or any 90 degree jig hook                    |
| <b>Thread:</b>          | 6/0 Black  |
| <b>Cone:</b>            | 1/4 Gold Cone (used)   |
| <b>Ribbing:</b>         | Copper Wire  |
| <b>Body or Dubbing:</b> | Olive diamond braid (used). Can use chenille, sparkle braid or dubbing.        |
| <b>Wing:</b>            | Olive rabbit strip   |
| <b>Legs:</b>            | Olive Sili Legs  |
| <b>Flash:</b>           | Olive Flashabou  |
| <b>Collar:</b>          | Olive grizzle saddle hackle (used). The original calls for a rabbit fur collar |

## The Meat Whistle

| STEP | IMAGE   | TYING INSTRUCTIONS  |
|------|---|---|
| 1.   |  | 1. Pinch the barb, place the cone on the hook, place the hook in the vise, and start the thread. Tie in a piece of copper wire and wrap back to the barb.                                     |
| 2.   |  | 2. Tie in the diamond braid and return the thread to an eye length behind the cone, leaving room to tie a thread head in front of the cone. Wrap the braid forward to this point and tie off. |
| 3.   |  | 3. Spike a strip of rabbit on the hook leaving about a hook shank length for the tail. Cut the rabbit long enough toward the front for the over wing.   |

## The Meat Whistle - continued

| STEP | IMAGE   | TYING INSTRUCTIONS  |
|------|---|---|
| 4.   |    | 4. Extend the rabbit over the diamond braid and tie off behind the cone. Now thread the copper wire forward through the rabbit and tie off behind the cone.     |
| 5.   |    | 5. Tie in a pair on Sili legs to one each side of the fly and trim to about the length of the hook.   |
| 6.   |   | 6. Tie in several pieces of Fashabou on each side of the fly, same as the Sili legs, and trim the length about the overall length of the fly.                   |
| 7.   |  | 7. Tie in the hackle with several turns as a collar and trim.   |
|      |  | 8. Push the cone back and tie a tapered head in front of the cone. This will force the cone backwards and will force the hackle to lay back.<br><br><b>DONE</b> |

## FLY TYERS EXCHANGE - APRIL 2019

*By Don Wallace - Photos by James Simon*



Bob Bettati tied a Meat Whistle on a Diachii 4660 90 Degree Jig hook size 4 using 6 /0 black thread and flymaster 210 @ head. The head is a ¼ cone. The tail and overbody is olive rabbit. The body is green diamond braid. The rib is copper wire. The legs are olive and black Sili legs. The flash is pearl/olive flashabou. The hackle is olive grizzly hen saddle.



Trevor Segelke tied a Parachute Adams on a size 16 dry fly hook using gray 70 Denier thread. The tail is Coque de Leon. The abdomen and body are grey superfine dubbing. The wing post is white parapost and the hackle is barred ginger.



Tim Au-Young tied a Gold Ribbed Hare's Ear on a size 14 Masu J5 (jig) hook using camel 6/0 thread. The tail is hare's mask. The abdomen is hare's mask with flat French or regular small tinsel. The wingcase is turkey tail and the thorax is hare's mask. The bead head is plummeting tungsten 3/32" metallic brown.



William Conway tied a Weighted Woolly on a size 8 Eagle Claw hook using red 6/0 thread. The tail is black with green Fair marabou. The body is dark green dubbing. The hackle is grizzly. Comment: I used this hook for bass—easy tie like all woolly buggers.

**Tim Au-young won the \$25 gift certificate for April.**

## Vintage Fly Corner - The Burlap

*By John E. Daniels*

Peruse the fly bins of a well-stocked fly shop on the West Coast, and you are likely to be bedazzled by all the brightly colored choices, incorporating various synthetic materials, tied on tubes or articulated, designed as much to catch the unwary fly fisher as the ever elusive steelhead. These flies are effective in many conditions on a variety of streams and rivers, but I have a fondness for the traditional steelhead patterns when swinging for sea run rainbows. And of that storied list of flies, each with their own tale to tell, my favorite is one of the most unassuming and simplest patterns you are unlikely to find in even the best of shops – the Burlap.



Created in the 1940's by Arnold Arana of Dunsmuir California for the Klamath River, the Burlap is often cited as a low-water pattern, tied on a traditional looped eye steelhead iron, with a tail of brown bucktail or deer hair (my usual choice), an abdomen composed of a palmered single strand of burlap salvaged from an old gunny sack, and a collar of soft grizzly hackle. The burlap abdomen is usually roughed up with a metal brush to create a halo effect when wet, and the pattern is traditionally swung on a floating line. A "low-water pattern" implies that the fly is best when the water is down and clear and the fish are spooky, so a drab, unassuming pattern can often be the best to use, because a louder more colorful pattern may scare away fish rather than invite a strike. Terry Hellekson in *Fish Flies* states that this fly was often weighted by wraps of lead in the front, but I found very few other references to this, and weighting the fly heavily defeats the purpose in my mind of a low-water steelhead pattern.

My first encounter with the Burlap was through the classic *Steelhead Fly Fishing* by Trey Combs as I researched for a September trip to the Klamath. There was something intangible that

attracted me to this bland rudimentary pattern and I tied up a few along with some other classic Klamath patterns that more knowledgeable fishers insisted I should not be without. The target species was half-pounders, immature steelhead that make a false spawning run up the Klamath that time of year, but there were adults around as well. The Burlap performed admirably for me on that first trip, although I learned quickly that the half-pounders preferred a smaller pattern that time of year. Therefore, for subsequent trips to the Klamath, I downsized to a heavy trout hook and added a bead head so the pattern rode just a bit lower, while still carrying the traditional tie as well. Whether I used it on the Klamath, the Trinity, or the Deschutes, the Burlap always performed for half-pounders, adult steelhead, and even resident Red-bands in the case of the Deschutes. My modest bead-headed variant had the added bonus that it could be fished under an indicator, but it is always most fun to fish it in a 'grease line' fashion where the grabs are nothing short of electric. So, if you are looking for something new to try after filling your box with Flashabou-laden monstrosities, try the much understated

and often overlooked Burlap. I suspect you will not be disappointed.

Trivia question: Arnold Arana was the brother-in-law of another famous pioneer of fly fishing from Dunsmuir. Can you name him?



### **CFFU Club Meetings**

First Tuesday of each month.

Richard Conzelmann Community Center ([PDF Map Link](#))  
2201 Cottage Way, Sac., CA 95825

#### **General Meeting Schedule:**

6:15 P.M.: Fly Tying Demo  
7:00 P.M.: Club Information  
7:20 P.M.: Program Presentation

### **CFFU Membership**

**New Member:** Individual: \$40.00

**New Member:** Family: \$55.00  
(Includes spouse and children under 18 years old.)

**New Member:** Junior: \$25.00 (Under 18 years old)

#### **New Membership Dues:**

(Includes \$10 initiation fee.)  
After September 1, annual fees are pro-rated through  
December 31.

**JOIN CFFU: Membership Form:** ([PDF Link](#))

**CFFU RENEW Membership Online:** ([PDF Link](#))

### **CFFU Board of Directors**

Please visit the CFFU Website for information about the  
Officers, Directors and Club Committee Leaders

[LINK to CFFU Leaders](#)

#### **Newsletter Editorial Staff**

Editor: Ken W. Davis  
[ken@creekman.com](mailto:ken@creekman.com)

Assistant Editor: Laurie Banks  
[laurie@creekchick.com](mailto:laurie@creekchick.com)

#### **Newsletter Submissions**

All submissions, images and other material are due by the  
25th of the month. The Newsletter Editor reserves the right  
to reject any article or image that does not meet the Editor-  
ial Guidelines.

#### **Copyright Notice**

All images in this newsletter are copyrighted and cannot  
be used without permission of the photographer.

#### **Banner Image**

Lahontan Cutthroat Trout - Summit Strain. Photo copy-  
right Ken W. Davis. May 2019 at Pyramid Lake, NV.

Ken Davis, Editor  
California Fly Fishers Unlimited  
*on the Fly* Newsletter  
2443 Fair Oaks Blvd. # 209  
Sacramento, Ca 95825